



SHEEP SHEET

Monthly Newsletter to keep you in the running



APRIL 98

What's Next

To keep you upto date on what's happening and where

DEADLINE FOR NEXT ISSUE
Early JUNE 98

The club dinner was held at the Tower House Hotel at the end of January. It turned out to be an excellent night with Dennis Quinlan being an entertaining speaker with just the right amount of time spent on his feet telling funny stories, and personally I thought the meal was very good in a nice relaxed atmosphere. Charlotte did her bit very professionally with Dennis presenting the well earned prizes to the winners and with thanks to Liz the Halifax Courier turned up to take pictures of the winners and of some of us enjoying our pints. Thanks alot to Pete Regan for organising this do. What are you doing for us next year Pete!!!!

Apologies for the newsletter taking so long to get out but again my work commitments have held things up. I would just like to thank everyone who has sent me results etc. but especially to Wayne Brown, without who's contributions the newsletter would be alot emptier.

I keep saying it but I don't think that you are listening but we do need results etc. from you or there just isn't any point doing a newsletter. Members like to know what other runners are up to.

Cheers Thirza



A Big Thank You

to all of you who helped to make the Trog the big success that it was. Calder Valley has got a race to be proud of and you made it all possible. We couldn't have done it without you. Thanks alot.



ANNUAL AWARDS . . . Calder Valley Fell Runners held their annual dinner when runners were rewarded for their fine seasons. Pictured are (from left): guest speaker Dennis Quinlan, Gary Webb, winner of the senior men's prize, Liz Pyne, senior ladies winner, Chris Robinson, Grand Prix winner, Duncan Thompson veterans winner and second placed in the men's section, and Steve Houghton, who was third in the men's rankings

CLUB RESULTS



Tor Outdoor Ovenden Fell Race - 3rd January 1998 - 8mils/1200'

Stoop Fell Race - 21st December 5mils/900'

1.	Ian Holmes	Bingley	27.52
29.	Tim Janaway	CVFR	33.06
32.	Carol Greenwood	Bingley	33.18
68.	Carl Greenwood	CVFR	35.46
73.	Mike Wardle	CVFR	36.05
98.	Chris Robinson	CVFR	37.46
102.	Graham Woodward	CVFR	37.50
120.	Mick Banks	CVFR	38.54
131.	Richard Henderson	CVFR	39.48
136.	Eddie Proctor	CVFR	40.16
147.	Pete White	CVFR	41.02
148.	Charlotte Roberts	CVFR	41.06

(228 runners)

A large turnout for this race. Weather dry and warm for the time of year. Nice to see so many club members at the race. Ian Holmes was the winner from Tod's Sean Willis. He hardly seemed to be breaking sweat when he passed me on the descent. (I was still climbing up at the time!!)

Mike Wardle

Auld Lang Syne - 31st December 6mils/1000'

1.	Ian Holmes	Bingley	37.02
42.	Carol Greenwood	Bingley	43.51
88.	Carl Greenwood	CVFR	47.37
100.	Graham Woodward	CVFR	48.13
123.	Andy Thompson	CVFR	49.44
138.	Mick Banks	CVFR	50.43
161.	Pete White	CVFR	52.43
161.	John Riley	CVFR	53.22
174.	Frank Mallinson	CVFR	54.08
175.	Eddie Proctor	CVFR	54.11
189.	Charlotte Roberts	CVFR	55.14

(251 runners)

Well CV vets have been out in force over the Christmas period! Well done Carl (He isn't a vet - one of the few) on a brilliant run. Well done also to Graham Woodward who threw us into total panic by wearing his number upside down - you were 68 Graham - not 89!! Not forgetting Charlotte who yet again came away with a prize - we're not sure what for though!!

Sue Palmer

New Year's Resolution Run - 1st January 1998

1.	Gareth Hird	KHR	16.54
2.	Rob Grillo	KHR	16.57
3.	Ray Waddington	KHR	17.55
4.	Wayne Brown	CVFR	17.59

(63 runners)

A fine chilly, breezy morning, a stiff uphill start, level middle section and a long downhill finish with Junior England International catching fast starting team mate Rob Grillo.

Wayne Brown

1.	Phil Sheard	P & B	58.55
20.	Carol Greenwood	Bingley	65.19
28.	Babs Bukunola	CVFR	67.05
30.	Wayne Brown	CVFR	67.20
47.	Mike Wardle	CVFR	71.05
63.	Andy Thompson	CVFR	74.59
71.	Pete White	CVFR	77.23
72.	John Riley	CVFR	77.33
74.	Tony Bradley	CVFR	77.45
87.	Ian Law	CVFR	80.58
103.	Steve Cavell	CVFR	85.55
104.	Graham Spencer	CVFR	85.57

(122 runners)

Good turn out from Calder Valley on a terrible day - rain, hail, wind, mist - the lot. Well done Babs and Wayne on brilliant positions in a class field. Allan Greenwood has put on the results "I sat down to a meal in the pub, deserted save for a trio of Calder Valley lads propping up the bar". I'm sure Steve, Graham and friend would know about that!

Sue Palmer

With storm conditions nearly all competitors ran in full body cover. Phil Sheard led the field home thanks to his webbed feet. A good Calder Valley contingent braved the weather on a day when getting round was enough.

Wayne Brown

Woodys Birthday Bash - 11th January 1998 - 7mils/1200'

1.	Dave Woodhead	Horwich	42.42
2.	Ian Holmes	Bingley	43.57
3.	Gavin Bland	Borr'dle	44.11
26.	Carol Greenwood	Bingley	45.49
51.	Wayne Brown	CVFR	48.07
68.	Duncan Thompson	CVFR	49.28
158.	Tony Bradley	CVFR	56.02
160.	Frank Mallinson	CVFR	56.50
177.	Eddie Proctor	CVFR	57.24
201.	Kevin Barker	CVFR	60.24
204.	Charlotte Roberts	CVFR	60.46
207.	Richard Henderson	CVFR	61.06

(271 runners)

A good CV turnout for this special race to celebrate the great mans 40th. Dave's present to himself being a 5 minute start on the field. Was the large CV turnout due to the mild conditions or the free race entry and sandwiches back at the pub. (If you need to ask that question you can't be a true Yorkshire Man with the traditional deep pockets. This is rich coming from me, a true Scot.!!! Ed!)

Wayne Brown

Boulsworth Hill - 17th January 6.5mls/1200'

1.	Neil Wilkinson	Salford	49.18
6.	Gary Webb	CVFR	52.06
24.	Jeff Winder	CVFR	56.24
27.	Wayne Brown	CVFR	56.41
46.	Mike Wardle	CVFR	59.10
49.	Tim Janaway	CVFR	60.17
62.	Richard Kellett	CVFR	62.05
77.	Andy Thompson	CVFR	62.59
85.	Graham Woodward	CVFR	64.43
89.	John Riley	CVFR	65.17
93.	Eddie Proctor	CVFR	65.56
107.	Kev Barker	CVFR	67.15
111.	Mick Banks	CVFR	67.41
113.	Frank Mallinson	CVFR	67.51
115.	Pete White	CVFR	68.14
121.	Ian Law	CVFR	69.18
147.	Steve Cavell	CVFR	73.30
148.	Graham Spencer	CVFR	73.32
156.	Helen Taylor	CVFR	73.45

Most of CV members must have been here - if they weren't marshalling they must have been running with an excellent turnout of members. Tim had a bit of a rough time losing his contact lens - AND HE STOPPED TO LOOK FOR IT!! but surprise surprise he didn't find it. He ended up with a bad placing in the race, a blinding headache and then to crown it all he had to let Mike Wardle drive his car to take him home as he couldn't see properly.

Ed.

15th Sreen Fell Race - 25th January 7mls/1200'

1.	Ian Holmes	Bingley	44.38
19.	Carol Greenwood	Bingley	50.11
38.	Jeff Winder	CVFR	52.04
43.	Wayne Brown	CVFR	52.27
103.	Carl Greenwood	CVFR	57.32
168.	Frank Mallinson	CVFR	61.39
170.	Ian Law	CVFR	61.49
181.	Big Kev	CVFR	62.27
183.	Liz Pyne	CVFR	62.40
184.	Pete White	CVFR	62.43
193.	Eddie Proctor	CVFR	63.12
195.	Mick Banks	CVFR	63.20
210.	John Riley	CVFR	64.09
229.	Richard Henderson	CVFR	65.10
271.	Charlotte Roberts	CVFR	69.48

Rombalds Stride - 7th February - 25mls

1.	Ian Hill	Bingley	2hrs 58
32.	Geoff Bell	CVFR	3hrs 28
1	Andrea Dennison		3hrs 19
109.	Charlotte Roberts	CVFR	4hrs 05

(504 entered)

Charlotte had a good run at one of her favourite distances. (being 11th lady out of 102). She doesn't like these short, fast ones as she says it takes her along time to get going!!!

Tigger Tor - 8th January - 9.5mls/1700'

1.	Dale Gartley	Glossop	1.13.11
14.	Steve Houghton	CVFR	1.17.22
19.	Wayne Brown	CVFR	1.18.44
72.	Greg Houghton	CVFR	1.26.23

A cold, dry day and a good headwind for this fast race made faster due to an added piece of route courtesy of a local farmer Inform Steve (4th vet 40) led me home with Greg (4th vet 45) breezing round returning from injury.

Wayne

Long Mynd - 15th January - 10.5mls/4500'

1.	Mark Kinch	Bingley	1.29.58
31.	Gary Webb	CVFR	1.42.00
60.	Steve Houghton	CVFR	1.49.15
122.	Greg Houghton	CVFR	2.01.39
152.	Mike Wardle	CVFR	2.05.46
197.	Jez Wilkinson	CVFR	2.13.11
202.	Tim Janaway	CVFR	2.13.28
206.	Liz Pyne	CVFR	2.15.08
226.	Chris Robinson	CVFR	2.17.31
249.	Ian Law	CVFR	2.22.45
261.	Frank Mallinson	CVFR	2.25.34
281.	Kev Barker	CVFR	2.29.59
300.	Mick Banks	CVFR	2.34.54
332.	Helen Taylor	CVFR	2.44.49

(373 ran)

Fourteen Calder Valley Fell Runners completed the tough, hilly Long Mynd course in Shropshire, one of the English Championships races. Kev took a people carrier and on route realised that half of the bus didn't have a map for the race. So being a sensible chap he asked a policeman if he could get the map photocopied - he got it done at the police station. Ever heard of Ordnance Survey and copyright Kev. It would have been something to write about if you'd to have been bailed out of the police station and you might just have missed the race (I don't think that Chris Robbo would have minded that) !!!

Ed

Wadsworth Trog - 21st February 20mls/4000'

1.	Lee Thompson	Clayton	2.54.52
3.	Carol Greenwood	Bingley	2.58.09
59.	Steve Coey	CVFR	3.45.55
73.	Charlotte Roberts	CVFR	4.01.54
92.	Ian Law	CVFR	4.21.58

(103 ran)

We had a super day for the Trog and all went well. Carol took some 25 minutes off the old record although the race is slightly shorter she still had a superb run. Charlotte did well taking second prize in the ladies and well done to Steve and Ian for completing this gruelling race. Did I hear you say that you would marshall next year. It seems to be the way of it after you've been beasted.

Ed

MORE RESULTS



Ilkley Moor - 22th February - 5mils/1150'

1.	Greg Hull	????	36.22
14.	Jeff Winder	CVFR	41.00
23.	Tim Janaway	CVFR	42.29
	Steve Houghton	CVFR	43.23
	Chris Godgridge	CVFR	46.42
	Mike Wardle	CVFR	46.43
	Jez Wilkinson	CVFR	46.27
	Graham Woodward	CVFR	47.08
	Frank Mallinson	CVFR	50.35
	Liz Pyne	CVFR	50.54
	Eddie Proctor	CVFR	51.41
	Mick Banks	CVFR	52.18
	Helen Taylor	CVFR	

Apologies, I don't have the positions and some of the times of the rest of CV. Jeff Winder and Liz had excellent runs with Jeff taking 2nd Vet 40 and Liz 5th Lady.

High Peak Marathon - 6/7th March

1.	Rucksack Club	6hrs 41min
2.	Old Timers Return	6hrs 57 min
	(This team included Jeff Coulson)	
5.	Midnight Express	7hrs 11min
	(This team included Geoff Bell)	
8.	Rucksack Ragtags	7hrs 29 min
	(This team included Charlotte and John Crummett)	

This event had to be shortened to 25 miles!!! because of the bad weather. The club had excellent results with Charlotte and John's team taking the mixed team prize. Well Done to you mileage monsters.

White Holme Circular - 7th March - 14mils/1000'

1.	Sean Willis	Tod.	1.37.37
16.	Wayne Brown	CVFR	1.48.10
67.	Tim Janaway	CVFR	2.09.14
88.	Kev Barker	CVFR	2.14.37

Organiser Allan Greenwood had to alter the course due to the previous nights terrible weather but on the day it was mild with a very strong head/side wind which made for tough going for the runners (and for the marshalls trying to catch the race tags which were blowing all over the place). On paper "an easy race with plenty of flat sections" but no fell race is easy as Tim found out chasing me hard then dropping from 20th to 67th after the man with the big hammer had visited his legs!! (On behalf of Allan a big thanks to CV member who help out marshalling etc on the day).

Wayne

Fiensdale - 21st March - 9mils/2600'

1.	Mark Kinch	Bingley	1.15.32
4.	Gary Webb	CVFR	1.16.14
15.	Wayne Brown	CVFR	1.24.38
22.	Alistair Sheriffs	CVFR	1.26.38
40.	Mike Wardle	CVFR	1.33.11
45.	Duncan Thompson	CVFR	1.35.02
48.	Tim Janaway	CVFR	1.35.54
69.	Ian Law	CVFR	1.41.17
78.	Stewart Gardner	CVFR	1.42.20
83.	Graham Woodward	CVFR	1.43.41
91.	Frank Mallinson	CVFR	1.47.09
92.	Graham Fry	CVFR	1.47.42
117.	Kev Barker	CVFR	1.57.17
130.	Eddie Proctor	CVFR	2.04.59

Is this the most popular fell race in the world? Nothing but praise broke the beautiful silence that surrounds the Trough of Bowland. With Gary Webb finishing 4th overall after being at the head of things throughout. A very large CV contingent filtered away recalling a great race.

Wayne

Half Tour of Pendle - 14 March - 9mils/2250'

1.	Merv Keys	Ross'dle	1.04.06
2.	Mathew Whitfield	Bingley	1.04.13
33.	Jeff Winder	CVFR	1.12.46
43.	Wayne Brown	CVFR	1.14.15
61.	Alistair Sheriffs	CVFR	1.17.39
149.	Mick Banks	CVFR	1.32.48

With the Pendle witches producing a beautiful spring day, good performances were expected. Merv Keys kicking hard within site of the finish to finally break young Mathew Whitfield. Jeff Winder continued his good early form heading home in front of me, "local" Alistair followed with Mick Banks completing the Calder Valley Quartet.

Wayne

Edale Skyline - 14 March - 21mils/4500'

1.	Andy Trigg	Glossop	2.41.55
5.	Steve Houghton	CVFR	2.56.37
31.	Mike Wardle	CVFR	3.18.15
101.	Stuart Gardner	CVFR	3.47.16
125.	Steve Coey	CVFR	3.58.04

An excellent result for Steve who is certainly hitting some form early this year, taking second V/40 prize and knocking six minutes off his previous PB. Mike also had a good run with Stuart and Steve making a good effort.

Minutes of Calder Valley Fell Runners Committee Meeting held at the Shoulder of Mutton, Mytholmroyd on Tuesday 25 February 1998

.....

Present C Roberts, T Hyde, S Palmer, L Pyne, D Gilyeat, C Robinson, R Kellett
J Wilkinson

Apologies S Cavell, G Webb, J Winder, R Sutcliffe, B Horsley, A Thompson

Matters Arising The dinner has now all been paid for. Charlotte has written to thank Denis Quinlan and Stuart Gardner for their contributions.

Chairpersons Report None

Secretarys Report None

Publicity Liz to get prints from Courier of the prizewinners - extra prints can be obtained for £4.60.

To send Long Mynd and Trog results to Courier this week.

Ian Law has offered to take over publicity when Liz goes to Bristol.

Liz suggested she donate an archives book. This could be kept up to date and be available at the club dinner each year.

Membership 46 members now paid up.

Treasurer Balance in bank £1528 - dinner yet to pay for. Jeff has still not paid in race money from 1997.

Race Co-ordinator Dave G has purchased new signs and flags. First Aid kits are now available in the stock room at the community centre. The stop watch will be given back to Dave G for safe keeping.

Trog Report All finalised - £150 to be paid to club - £100 to be kept in Trog account ready for next year!

Any Other Business Tuesday training- pack running again. Training was discussed and it was felt that there should be three groups - fast, medium, slow. It should be decided at the start of the run which is which - not half way round - as this will not encourage new members to join.

Kit To order another dozen pairs of tracksters - advertise in Sheepsheet. Members suggested looking at prices for long sleeved T shirts.

Daves Mountain Bike Biathlon was discussed - date to be confirmed.

NEXT MEETING - TUESDAY 31 MARCH!!!!



	NOON STONES	BLACK COMBE	EDALE SKYLINE	RIVINGTON PIKE	BUNNY RUN 1	STUC A CROIN	FLOWER SCA	BLACKSTONE EDGE	PEN-Y-GENT	CARNEDDAU	MYTHOLMROYD	WASDALE	TURNSLACK	SEDBURGH	PILGRIMS CROSS	STRETTON SKYLINE	SHELF MOOR	THEIVELEY PIKE	LANGDALES	JUBILEE TOWER	PENDLE	CARDINGTON	TOTAL POINTS
1	DUNCAN THOMPSON	0	20	0	0	19	0	20	19	20	20	19	18	0	0	0	0	0	0	0	19	0	194
2	STEVE HOUGHTON	0	19	20	0	20	18	0	16	0	0	20	0	20	0	0	0	0	0	20	0	20	191
3	JEFF WINDER	20	0	0	20	0	0	0	20	0	0	0	20	0	0	0	0	0	0	0	0	0	176
4	ROD SUTCLIFFE	18	0	17	18	0	17	18	0	18	18	0	0	0	0	0	0	0	0	0	0	0	175
5	MIKE WARDLE	19	0	18	19	0	19	19	0	0	0	0	0	0	0	0	0	0	0	0	0	0	175
6	GREG HOUGHTON	0	17	16	0	0	0	0	0	17	0	0	0	0	0	0	0	0	0	0	0	0	162
7	EDDIE PROCTOR	17	14	0	0	0	0	17	15	0	0	0	15	18	0	19	0	0	18	19	0	19	125
8	ANDY THOMPSON	0	0	0	0	0	0	0	0	0	15	0	0	19	0	0	0	0	0	0	0	0	110
9	RICHARD KELLETT	0	0	0	0	16	0	0	0	0	0	0	0	0	14	0	0	0	0	0	0	0	82
10	THIRZA HYDE	0	12	0	0	9	0	13	0	0	17	0	0	0	0	0	0	0	0	0	0	0	65
11	GERRY SYMES	0	0	0	0	0	0	0	0	0	0	0	0	0	0	0	0	0	0	0	0	0	50
12	CHARLOTTE ROBERTS	0	0	14	0	0	0	0	0	0	0	0	14	0	0	0	0	17	15	0	0	0	48
13	DAVE GILYEAT	15	0	15	0	0	0	0	0	0	0	0	0	0	0	0	0	0	0	0	0	0	42
14	KEVIN BARKER	13	13	0	0	0	14	0	0	0	11	0	0	0	0	0	0	0	0	0	0	0	41
15	ALISTAIRE SHERRIF	0	0	0	0	0	0	0	0	0	0	0	0	0	0	0	0	0	0	0	0	0	40
16	DAVE HYDE	0	18	19	0	0	0	0	0	0	0	0	19	0	0	0	0	0	0	0	20	0	39
17	BRIAN HORSLEY	0	0	0	0	0	0	0	0	0	0	0	0	0	0	0	0	0	0	0	0	0	37
18	JOHN RILEY	16	0	0	0	0	0	0	0	0	13	0	0	0	0	0	0	0	0	0	0	0	33
19	FRANK MALLINSON	12	0	0	0	0	0	0	0	0	14	0	0	0	0	0	0	0	0	0	0	0	29
20	MICK BANKS	0	0	0	0	10	0	0	14	0	0	0	0	0	0	0	0	0	0	0	0	0	26
21	IAN LAW	0	11	0	0	13	0	0	0	0	0	0	0	0	0	0	0	0	0	0	0	0	24
22	GERRY HUGHES	11	0	0	0	12	0	0	0	0	0	0	0	0	0	0	0	0	0	0	0	0	24
23	STEVE CAVELL	0	0	0	0	0	0	0	0	0	0	0	0	0	0	0	0	0	0	0	0	0	23
24	JEFF COULSON	0	0	0	0	11	0	0	0	0	10	0	0	0	0	0	0	0	0	0	0	0	21
25	STUART GARDNER	0	0	0	0	0	0	0	18	0	0	0	0	0	0	0	0	0	0	0	0	0	18
26	PETE WHITE	14	0	0	0	0	0	0	0	0	16	0	0	0	0	0	0	0	0	0	0	0	16
27	GRAHAM SPENCER	0	0	0	0	0	0	0	0	0	12	0	0	0	0	0	0	0	0	0	0	0	14
																							12

* DENOTES RACE RESULT DROPPED.

BRADFORD postman Gary Oldfield found local knowledge to be a huge advantage as he powered away within the first mile to pocket the £20 first prize, Gareth Webb reports.

Oldfield, seventh in last year's English championships, regularly trains over this course and with much of the route being marked decided to "chance my arm early on and give it a go".

He said: "I've had illness problems recently and only started back running six days ago so I didn't expect to win today."

"I had intended sitting in with the leading group because even though I train over the course, there's a short section in the middle that I wasn't sure about. This year, though, the course was marked and thankfully everything went okay."

Oldfield, who suffers with asthma in the cold weather, reported no such problems and says he is keen to do well in the British and English championships next season.


Last year's fourth placer Dave Woodhead held off training partner Sean Addison despite the exertions of the previous day's Winberry Naze Dash, the one-mile uphill section at the end having little effect on the final outcome.

Carol Greenwood, who had been vying for second for much of the race with Woodhead and Addison, faded slightly on the downhill but still managed to hold on for fifth - her highest placing of the season.

- Men (7M, 1000ft)
 1 G Oldfield (Brad A) 43:38; 2 D Woodhead (Horw) 45:24; 3 S Addison (Clay) 46:26; 4 L Haynes (Bing, M40) 47:36; 5 C Greenwood (Bing, W) 47:50 (rec); 6 D Rhodes (Brad A, M40) 48:20; 7 S Sanderson (Brad A, M40) 48:15; 8 D Flynn (Hal) 48:34; 9 M Moss (S1 B, M40) 50:21; 10 K Drake (Spean, W35) 51:34; 11 P Oldfield (Brad A, W35) 52:11; 12 J Curramitt (Calder V, W35) 52:29; 14 J Harvey (Hudd, W35) 52:44; 15 M Brierley (S1 B) 53:06; 17 M Illingworth (Brad A, M30) 53:18 P Swaine (Unath) 53:18; 19 M Lee (S1 B, M40) 53:36; 20 A Thompson (Calder V, M40) 53:58
 M69: J Emmott (Brad A) 55:14
 Women
 1 C Greenwood (Bing, W) 47:50 (rec); 2 K Drake (Spean, W35) 51:34; 3 A Green (Spean, U23) 52:28; 4 J Harvey (Hudd, W35) 52:44; 5 C Roberts (Calder V, W35) 60:10; 6 R Wood (Brad A, W35) 61:47; 7 J Sanderson (Brad A, W35) 63:48; 8 K Brierley (Calder V, W35) 65:45; 9 L Green (Brad A, W35) 67:47; 10 P Potts (Stam, W35) 70:45

	NOON STONES		BLACK COMBE		EDALE SKYLINE		RIVINGTON PIKE		BUNNY RUN 1		STUC A CROIN		FLOWER SCA		BLACKSTONE EDGE		PEN-Y-GHENT		CARNEDDAU		MYTHOLMROYD		WASDALE		TURNSLACK		SEDBURGH		PILGRIMS CROSS		STRETTON SKYLINE		THEIVELEY PIKE		SHELF MOOR		LANGDALES		JUBILEE TOWER		PENDLE		CARDINGTON		TOTAL POINTS				
	M	M	M	M	L	L	S	S	S	S	M	M	T	T	S	S	M	M	L	L	M	M	T	T	S	S	L	L	M	M	T	T	M	M	L	L	M	M	L	L	M	M	L	L	M	M	M	M	
1 LIZ PYNE	10	10	0	0	0	0	0	0	0	0	0	0	0	0	0	0	0	0	0	0	0	0	0	0	0	0	0	0	0	0	0	0	0	0	0	0	0	0	0	0	0	0	0	0	0	0	0	0	100
2 THURZA HYDE	0	9	0	0	0	0	0	0	0	0	0	0	0	0	0	0	0	0	0	0	0	0	0	0	0	0	0	0	0	0	0	0	0	0	0	0	0	0	0	0	0	0	0	0	0	0	38		
3 HELEN TAYLOR	0	0	0	0	0	0	0	0	0	0	0	0	0	0	0	0	0	0	0	0	0	0	0	0	0	0	0	0	0	0	0	0	0	0	0	0	0	0	0	0	0	0	0	0	0	0	37		
4 CHARLOTTE ROBERTS	0	0	0	0	0	0	0	0	0	0	0	0	0	0	0	0	0	0	0	0	0	0	0	0	0	0	0	0	0	0	0	0	0	0	0	0	0	0	0	0	0	0	0	0	0	0	28		

* DENOTES RACE RESULT DROPPED.



FELL RUNNING

THIRTEEN Calder Valley members completed the nine-mile Fensdale Fell Race, which had 2,600 feet of climbing. Gary Webb was first member home in fourth place in 1 hour, 17 mins 50 secs, only two minutes behind winner Mark Kinch of Bingley.

- CALDER RETURNS:**
 1 1:17.50-15; 4 Gary Webb 1:24.38; 22 Wayne Webb 1:26.38; 40 Alfstar Brown 1:33.17; 45 D Mike Sherriff 1:35.02; 48 Duncan Wardle 1:35.54; 69 Ian Law 1:41.17; 78 Graham Gardiner 1:42.30; 83 Stuart Fry 1:47.09; 92 Barker 1:57.17; 117 Kevin Procter 2:04.59.
- VALLEY**
 4 Gary Webb 1:24.38; 22 Wayne Webb 1:26.38; 40 Alfstar Brown 1:33.17; 45 D Mike Sherriff 1:35.02; 48 Duncan Wardle 1:35.54; 69 Ian Law 1:41.17; 78 Graham Gardiner 1:42.30; 83 Stuart Fry 1:47.09; 92 Barker 1:57.17; 117 Kevin Procter 2:04.59.

CALDER Valley Fell Runners were out in force at the Ovenden fell race despite hail and gale force winds. An eight-mile course, which rose to 1,200 feet, was tackled by 119 runners. Babbs Bukanola lead home the Calder contingent. 67 mins 5 secs to lead home the Bukanola also finished second at the race. He was Smith than a minute a tough Duncan Clark over a tough five mile course at Bingley.

OTHER VALLEY FINISHERS
 30th. Mike Ovenden (67:20); 63rd. Peter Brown (71:05); 71st. John Riley (74:59); 72nd. John Bradley (77:23); Tony Whites (77:33); 87th. Ian Law (85:55); (77:45); Steve Spence (85:57); 103rd. Graham Spence 104th. Wayne

LIZ STORMS TO VICTORY ON DEBUT

BUT SHE FAILS TO GO ROUND THE PIKE!!!

RESULTS

Position	Time	Handicap	Actual Time	Actual Position	Previous Best Time	Best Year
1. Liz Pyne	46.36	2.00	44.36	11		
2. Gary Webb	46.44	11.00	35.44	1	35.19	1991
3. Simon Towler	47.14	2.00	45.14	12		
4. Chris Robinson	47.17	5.00	42.17	8	43.03	1997
5. Tim Janaway	47.52	9.00	38.52	3		
6. Richard Kellett	47.54	7.00	40.54	4	40.22	1991
7. Carl Greenwood	47.55	7.00	40.55	5	40.29	1991
8. Graeme Woodward	48.13	5.00	43.13	9	39.33	1991
9. Jeff Winder	48.42	10.00	38.42	2		
10. Ian Law	49.06	3.00	46.06	14	45.30	1997
11. Andy Thompson	49.11	5.00	44.11	10	41.02	1992
12. Frank Mallinson	49.22	4.00	45.22	13		
13. Steve Cavell	49.26	1.00	48.26	21	42.48	1992
14. Mike Wardle	49.40	8.00	41.40	6	42.00	1996
15. Charlotte Roberts	49.59	0.00	49.59	23	48.13	1996
16. Kevin Barker	50.10	4.00	46.10	15	45.25	1997
17. Eddy Proctor	50.22	4.00	46.22	16	44.26	1992
18. Pete White	50.34	3.00	47.34	20	44.07	1991
19. Graham Spencer	50.37	1.00	49.37	22	46.55	1991
20. Mick Banks	50.39	4.00	46.39	17	43.12	1996
21. John Riley	51.08	4.00	47.08	18	45.34	1993
22. Geoff Bell	52.30	5.00	47.30	19	45.36	1993
23. Dave Gilyeat	54.17	1.00	53.17	24	68.00	1995
24. Duncan Thompson	56.16	14.00	42.16	7	37.43	1997
25. Grahame Fry	56.30	1.00	55.30	26	43.49	1991
26. Steve Cooley	64.13	10.00	54.13	25		

The helicopter hovered overhead but there was no sign of Tony Bradley. However 26 runners made it to the start line with Duncan emulating Rod's timekeeping and arriving after everybody else had set off. Club Captain Rod arrived after most of the runners had finished but assured us he was only there to enlist a team for the Rossendale relay.

The early pace in the 11th Annual Handicap held on Saturday 31 January was set by Simon Towler, currently enjoying the best form of his career. But, Liz Pyne was too strong on the descent and just held off a fast finishing Gary Webb by 8 seconds. Simon was a further 30 seconds adrift in third place.

It was then discovered that Liz had only touched Stoodley Pike rather than going round. However, as no clear instructions had been given to the runners, the result was allowed to stand, making it four victories to the ladies in the last eight years.

Around the usual number of runners set off from Stubbs Field in cool, clear and still conditions. After the wet weather a month or so ago, the ground had dried out leaving good underfoot conditions and resulting in some fast times. Gary showed he was back to his best, in his first handicap race since the snow of 1995, his time was only 25 seconds outside his record of 35:19 set in 1991. Despite the fast conditions, only Jeff Winder and Tim Janaway managed to break the 40 minute barrier and only Chris Robinson and Mike Wardle improved on their personal best times this year.

Once again many thanks to all the runners, Andy Thompson for his excellent handicapping, and to the Shoulder of Mutton for providing the post-race refreshments and the bottle of champers to the winner.

ROLL OF HONOUR (1991-1997)

	1st	2nd	3rd
1991	Jill Thistlethwaite	Pete Regan	Grahame Fry
1992	Chris Godridge	Irene Neville	Steve Cavell
1993	Irene Neville	Eddy Proctor	Geoff Bell
1994	Pete Regan	Michael Allcock	Geoff Bell
1995	John Riley	Richard Kellett	Mike Wardle
1996	Irene Neville	Tony Bradley	Paul Coughlan
1997	Eddy Proctor	Chris Godridge	Mike Jones

FASTEST TIMES (1991-1997)

1991	Gary Webb (35.19)	Richard Rowlands (36.02)	Steve Houghton (38.14)
1992	Gary Webb (35.29)	Steve Houghton (37.01)	Richard Rowlands (37.10)
1993	Gary Webb (37.15)	Duncan Thompson (39.39)	Jamie Smith (39.40)
1994	Steve Houghton (41.04)	Rob Skelton (41.04)	Duncan Thompson (42.28)
1995	Gary Webb (47.05)	Graham Barrie (51.58)	Mike Wardle (52.04)
1996	Chris Godridge (40.18)	Denis Gildea (40.35)	Duncan Thompson (40.54)
1997	Duncan Thompson (37.43)	Chris Godridge (37.55)	Steve Houghton (38.11)



CALDER VALLEY FELL RUNNERS

CLUB CHAMPIONSHIP RACES AND GRAND PRIX SERIES 1998

Race	L	M	S	GP	Date	Day	Time	B/E
Long Mynd		AM			11 Feb	Sun	15 Feb 11:30	E
Ilkley Moor			AS		-	Sun	22 Feb 11:30	
Fiendsdale		AM			12 Mar	Sat	21 Mar 11:00	
Pendle			AS		-	Sat	04 Apr 14:00	B/E
Bunny Run 2			CS	GP	-	Tues	14 Apr 19:15	
Bunny Run 3				GP	-	Tues	21 Apr 19:00	
Ravenstones Brow		BM			-	Sun	03 May 14:00	
Flower Scar				GP	-	Wed	06 May 19:15	
Buttermere Sailbeck		AM			2 May	Sun	10 May 13:00	B/E
Blackstone Edge				GP	-	Wed	13 May 19:30	
Rossendale	BL				-	Sun	17 May 11:30	
Two Lads				GP	-	Tues	19 May 19:30	
Dodd Fell			BS		-	Sun	24 May 14:00	
Whittle Pike				GP	-	Wed	27 May 19:30	
Culter Fell ³	AL				?	Sat	30 May	B
Buckden Pike			AS		-	Sat	20 Jun 14:30	E
Royal Dockray Helvellyn	AL				20 Jun	Sat	27 Jun 11:30	E
Stoodley Pike			BS	GP	-	Tues	14 Jul 19:30	
Moel Siabod		AM			11 Jul	Sat	18 Jul 14:00	B
New Wadsworth		BM			-	Sun	09 Aug 15:00	
Sedburgh Hills	AL				-	Sun	16 Aug 12:00	E
Hades Hill			BS		-	Thur	03 Sep 18:45	
Totley Terminator	BL				-	Sun	06 Sep 10:30	
Three Shires	AL				-	Sat	19 Sep 11:00	
High Brown Knoll		BM			-	Sat	10 Oct 11:00	
Tour of Pendle	AL				12 Nov	Sat	14 Nov 10:30	

Notes

1. GP indicates Grand Prix Series
2. B and E indicate British and English Championship Races
3. Culter Fell - no details available yet
4. Buckden Pike - Ladies' start 14.30, Men's start 1445

Calder Valley Fell Runners: Winners of Trophies

Club Championship

1st

1987 Jeff Winder
1988 Duncan Thompson
1989 Gary Webb
1990 Duncan Thompson
1991 Gary Webb
1992 Gary Webb
1993 Gary Webb
1994 Gary Webb
1995 Graham Barrie
1996 Brian Horsley
1997 Gary Webb

2nd

1991 Steve Houghton
1992 Duncan Thompson/
Steve Houghton
1993 Duncan Thompson
1994 Steve Houghton
1995 Steve Houghton
1996 ?
1997 Duncan Thompson

3rd

1991 Rod Sutcliffe
1992 ?
1993 Brian Horsley
1994 Dennis Gildea
1995 Mike Wardle
1996 ?
1997 Steve Houghton

1st Vet

1991 Ian Hartman
1992 Rod Sutcliffe
1993 Brian Horsley
1994 Bob Horne
1995 ?
1996 Brian Horsley
1997 Duncan Thompson

Runners Runner

1987 Jeff Winder
1988 Gary Webb
1989 Jimmy Sheard
1990 Russ Arrandale
1991 Rod Sutcliffe
1992 Andy Thompson
1993 Carol Greenwood
1994 Duncan Thompson
1995 Richard Kellett
1996 Thirza Hyde
1997 Tony Bradley

Women's

1994 Louise Atkin
1995 Thirza Hyde
1996 Helen Taylor
1997 Liz Pyne

Wally of the Year


1996 Pete White
1997

Handicap

1987 P. Rowlands
1988 M. Davies
1989 I. Powell
1990 R. Skelton
1991 J. Thistlethwaite
1992 C. Godridge
1993 I. Neville
1994 P. Regan
1995 J. Riley
1996 I. Neville
1997 E. Procter

Grand Prix

1997 Chris Rob. W. W. W.



Halifax Harriers A.C.

The 14th Open

Calderdale Way Relay

RESULTS
1997

Last year the conditions set the records tumbling, this year the conditions underfoot set the runners tumbling, although above ground conditions were the best for years. Bingley Harriers once again made all the running, this was not evident on the first leg when they were only 1 second ahead of Leeds City AC. Leeds however, were staging an official mixed team and dropped back on leg 2. The chase was taken up by Horwich RMI who held second place on legs 2 and 3 but as usual, Pudsey & Bramley put in a challenge to gain second place for legs 4, 5 and the finish clocking the fastest time on leg 5. Bingley's only blip was on this leg when they only managed 3rd fastest which spoiled their chance for the record they set last year.

A welcome new name was added to the Ladies' trophy. Dark Peak Ladies' 54th place made them clear winners over Pudsey & Bramley in 63rd place. Due to cut off times they were not to know this and Pudsey's Sarah Rowell and Anne Buckley were closest to breaking a record (their own) on the last leg missing out by only 38 seconds.

Kendal Vets' 4th place made them the highest placed Vets' team on record. Clayton-Le-Moors' record of 1991 was never really in doubt, but Kendal now hold the second fastest Vets' time and were this year's most well balanced team.

A Mixed team prize was introduced this year, unfortunately, many of the mixed teams declared did not have the minimum of six ladies to qualify for the prize. The eventual winners were Leeds City AC with a complement of seven ladies and five men finishing in 44th place.

The only records broken this year were by the slowest team, St Bede's Ladies were the slowest ever on legs 1, 4 and overall beating Baildon Ladies' 1992 record by one hour.

Course Record		Bingley Harriers			
Leg 1	Rossendale	R Ashworth/S Livesey	5.34.16	1996	
Leg 2	Rossendale	R Ashworth/R Rawlinson	1.06.22	1986	
Leg 3	Halifax	S Halliday/K Stirrat	0.53.31	1989	
Leg 4	Bingley	I Holmes/M Kinch	0.32.23	1992	
Leg 5	Bingley	M Speight/G Watkins	0.57.51	1996	
Leg 6	Halifax	S Halliday/R Whalley	0.47.56	1989	
			0.59.37	1989	

Ladies Record		Clayton-le-Moors			
Leg 1	Clayton-le-Moors	M Hurst/V Brindle	7.02.41	1989	
Leg 2	Clayton-le-Moors	V Brindle/K Gott	1.20.29	1986	
Leg 3	Clayton-le-Moors	K Thompson/L Bostock	1.08.31	1991	
Leg 4	Clayton-le-Moors	V Brindle/C Cook	0.44.27	1991	
Leg 5	Clayton-le-Moors	M Speight/G Watkins	1.19.17	1989	
Leg 6	Pudsey & Bramley	S Rowell/A Buckley	0.47.56	1989	
			1.11.17	1996	

Vets Record with 7th place		Clayton-le-Moors			
Leg 1	Clayton-le-Moors	R Hargreaves/J West	5.55.35	1991	
Leg 2	Clayton-le-Moors	M Targett/J Nuttall	1.12.15	1987	
Leg 3	Rossendale	P Lyons/R Rawlinson	0.58.30	1989	
Leg 4	Bingley	B Whitfield/B Padgett	0.35.50	1996	
Leg 5	Clayton-le-Moors	J Holt/I Perrow	1.03.56	1991	
Leg 6	Clayton-le-Moors	L Hutchinson/K Boyle	0.51.21	1989	
			1.06.45	1989	

Sponsored by connect business finance

Calderdale Way Relay

Winners Through the Years

Year	Club	Time	No of Teams	Position
1984	Rossendale Harriers	5.50.21	22	
1985	Rossendale Harriers	5.38.32	35	
1986	Rossendale Harriers	5.38.13	44	
1987	Bingley Harriers	5.35.38	73	
1988	Pudsey & Bramley	5.44.17	88	
1989	Pudsey & Bramley	5.35.02	91	
1990	Pudsey & Bramley	5.53.50	85	
1991	Clayton-le-Moors	5.36.01	100	
1992	Bingley Harriers	5.39.56	114	
1993	Bingley Harriers	5.57.17 (37 Finished)	99	
1994	Pudsey & Bramley	5.58.36	96	
1995	Pudsey & Bramley	5.43.29	98	
1996	Bingley Harriers	5.34.16	102	
1997	Bingley Harriers	5.38.48	99	
<u>Ladies</u>				
1985	Bingley Harriers	7.39.48	2	30
1986	Bingley Harriers	7.44.10	2	40
1987	Clayton-le-Moors	7.29.51	3	53
1988	Clayton-le-Moors	7.41.18	8	63
1989	Clayton-le-Moors	7.02.41	7	55
1990	Clayton-le-Moors	7.41.08	8	50
1991	Clayton-le-Moors	7.05.35	8	50
1992	Clayton-le-Moors	7.39.13	10	71
1993	Rossendale Harriers	9.00.37 (only finisher)	11	36
1994	Clayton-le-Moors	7.46.27	11	62
1995	Leeds City AC	7.12.15	12	44
1996	Leeds City AC	7.21.52	11	49
1997	Dark Peak FR	7.32.33	11	54
<u>Vets</u>				
1985	Bingley Harriers	7.06.32	2	22
1986	Bingley Harriers	6.23.10	2	12
1987	Clayton-le-Moors	6.19.13	7	13
1988	Clayton-le-Moors	6.19.52	6	11
1989	Clayton-le-Moors	6.08.15	7	15
1990	Clayton-le-Moors	6.26.13	9	9
1991	Clayton-le-Moors	5.55.13	12	7
1992	Clayton-le-Moors	6.17.52	14	9
1993	Clayton-le-Moors	6.30.21 (7 finished)	11	5
1994	Horwich RMI	6.25.03	12	9
1995	Clayton-le-Moors	6.19.52	16	9
1996	Rossendale Harriers	6.13.36	14	7
1997	Kendal AC	6.07.25	16	4

Sponsored by connect business finance

The 14th Calderdale Way Relay Results for 14th December 1997

1	Bingley A Leg Time	1.10.58 (1) 1.10.58 (1) J Taylor M Peace	2.05.14 (1) 0.54.16 (1) R Jebb R Lawrence	2.41.06 (1) 0.35.52 (1) C Moses C Bartle	3.42.15 (1) 1.01.09 (1) I Holmes A Peace	4.36.50 (1) 0.54.35 (3) J Brook J Feeney	5.38.48 (1) 1.01.58 (1) S Hawkins M Hawkins
2	Pud & Bram A Leg Time	1.13.45 (5) 1.13.45 (5) S Green J Maitland	2.13.07 (3) 0.59.22 (6) A Hauser P Davis	2.49.36 (3) 0.36.29 (2) A Illingworth N Monaghan	3.52.27 (2) 1.02.51 (2) G Devine P Sheard	4.42.55 (2) 0.50.28 (1) P Stevenson J Noon	5.45.56 (2) 1.03.01 (2) P Sheard M Hill
3	Dark Peak A Leg Time	1.16.23 (12) 1.16.23 (12) R Wren A Poirette	2.15.27 (5) 0.59.04 (5) C Bourne A Ward	2.53.40 (4) 0.38.13 (5) M Nolan P Crowson	3.59.30 (4) 1.05.50 (4) N Conway M Hayman	4.56.38 (3) 0.57.08 (13) S Bell A Buckley	6.02.46 (3) 1.06.08 (4) M Jubb R Ward
4	Kendal Vets Leg Time	1.14.18 (8) 1.14.18 (8) D Houllsworth M Walsh	2.14.12 (4) 0.59.54 (7) H Simonds A McDaid	2.54.25 (5) 0.40.13 (15) K Dacre J Broxap	4.04.34 (5) 1.10.09 (9) B Proctor A Belk	4.59.28 (4) 0.54.54 (4) S Kirkbride J Reeve	6.07.25 (4) 1.07.57 (7) G Denny S Varney
5	Clayton A Leg Time	1.12.53 (4) 1.12.53 (4) M Horrocks M Brown	2.16.00 (6) 1.03.07 (15) I Greenwood S Thompson	2.57.05 (7) 0.41.05 (17) M Woods T Rutherford	4.05.10 (7) 1.08.05 (6) M Wallis D Nuttall	5.00.31 (6) 0.55.21 (7) J Roche A Stubbs	6.07.33 (5) 1.07.02 (5) G Wilkinson M Aspinnall
6	Horwich A Leg Time	1.11.34 (3) 1.11.34 (3) D Flatley A Selby	2.09.35 (2) 0.58.01 (3) T Hesketh J Logue	2.47.58 (2) 0.38.23 (7) C Lyon A Sunter	3.57.30 (3) 1.09.32 (8) S Jackson G Schofield	5.02.14 (7) 1.04.44 (38) P Houghton C Rigby	6.07.46 (6) 1.05.32 (3) S Calshaw D Townsend
7	Rossendale A Leg Time	1.16.02 (11) 1.16.02 (11) P Livesey P Taylor	2.17.38 (8) 1.01.36 (9) R Stott A Lee	2.59.15 (11) 0.41.37 (22) R Sutcliffe N Law	4.04.43 (6) 1.05.28 (3) M Keys S Blakelock	4.59.43 (5) 0.55.00 (5) G Sumner D Hebden	6.11.23 (7) 1.11.40 (13) S Sumner M Tong
8	Clayton Vets A Leg Time	1.18.39 (16) 1.18.39 (16) R Brewster J Holt	2.19.18 (11) 1.00.39 (8) K Carr G Gough	2.58.00 (10) 0.38.42 (8) M Clark P Lambert	4.09.41 (9) 1.11.41 (13) S Taylor G Cunliffe	5.07.21 (9) 0.57.40 (15) P Butterworth K Lewis	6.17.33 (8) 1.10.12 (10) B Tatchell R Hargreaves
9	Rossen Vet A Leg Time	1.14.14 (7) 1.14.14 (7) T Taylor S Duxbury	2.09.33 (12) 1.05.19 (22) T Spier B Ashworth	2.56.50 (6) 0.37.17 (4) R Rawlinson P Lyons	4.07.20 (8) 1.10.30 (10) D Ratcliffe P Irwin	5.05.31 (8) 0.58.11 (16) J Eaton B Rawlinson	6.19.44 (9) 1.14.13 (23) N Gotts T Higginson
10	Rochdale A Leg Time	1.14.36 (9) 1.14.36 (9) A Maloney D Wilkinson	2.17.32 (7) 1.02.56 (12) I Holloway I Atkinson	2.57.20 (8) 0.39.48 (12) J Barker N Shaw	4.16.41 (14) 1.19.21 (40) J Dore M Moran	5.12.04 (10) 0.55.23 (8) D Beels I Stainthorpe	6.22.52 (10) 1.10.48 (11) S Woods K Robinson
11	Keighley HR A Leg Time	1.14.07 (6) 1.14.07 (6) A Smith J Emmott	2.23.36 (15) 1.09.29 (41) J Keighley M Greenwood	3.05.10 (15) 0.41.34 (21) G Slater S Briggs	4.19.15 (17) 1.14.05 (17) C Bottomley Y Bitterling	5.14.29 (16) 0.55.14 (6) S Wadsworth G Hird	6.23.25 (11) 1.08.56 (9) S Wright M Wycherley
12	Clayton B Leg Time	1.23.13 (29) 1.23.13 (29) J Hickie B Horrocks	2.26.14 (21) 1.03.01 (14) A Life R Baines	3.03.30 (14) 0.37.16 (3) S Whitaker D Gregory	4.14.41 (11) 1.11.11 (11) M Proctor S Clark	5.12.18 (15) 0.57.37 (14) M Burridge D Horrocks	6.25.47 (12) 1.13.29 (18) L Thompson L Pascoe
13	Todmorden A Leg Time	1.15.19 (10) 1.15.19 (10) J Wright S Willis	2.18.45 (10) 1.03.26 (16) B Schofield K Parkinson	2.59.25 (12) 0.40.40 (16) M Alderton D Collins	4.12.44 (10) 1.13.19 (16) S Anderton P Donohue	5.12.13 (12) 0.59.29 (20) S Galloway J Kuteretz	6.26.44 (13) 1.14.31 (26) J Dodd P Brannigan
14	Calder Val A Leg Time	1.23.02 (27) 1.23.02 (27) W Browne T Janaway	2.25.28 (18) 1.02.26 (10) D Thompson A Sherriffs	3.06.47 (17) 0.41.19 (19) G Houghton M Wardle	4.15.04 (12) 1.08.17 (7) S Houghton G Webb	5.15.15 (17) 1.00.11 (21) R Skelton R Sutcliffe	6.29.42 (14) 1.14.27 (25) J Coulson J Winder
15	Rowntree AC Leg Time	1.18.43 (17) 1.18.43 (17) D Marsden A Normandale	2.17.44 (9) 0.59.01 (4) J Pavis B Duncan	2.57.26 (9) 0.39.42 (11) M Nice S Thompson	4.15.49 (13) 1.18.23 (36) S Mummery P Climent	5.12.11 (11) 0.56.22 (10) P Atkinson D Chaplin	6.30.15 (15) 1.18.04 (39) P Woollons J McDonough
16	Holmfirth A Leg Time	1.17.49 (15) 1.17.49 (15) A Shaw J Rank	2.26.00 (20) 1.08.11 (35) P Hadin C Beadle	3.09.15 (21) 0.43.15 (28) R Thompson A Langron	4.16.42 (15) 1.07.27 (5) D Watson G Hall	5.12.14 (13) 0.55.32 (9) A Taylor G Hill	6.30.37 (16) 1.18.23 (41) N Gilbert R Stevenson
17	St Bedes A Leg Time	1.20.26 (20) 1.20.26 (20) S Gelsthorpe W Kerr	2.24.50 (17) 1.04.24 (20) G Eastell P May	3.03.07 (13) 0.38.17 (6) N Lloyd P Hughes	4.19.33 (18) 1.16.26 (27) P Pyrah M Moss	5.16.19 (18) 0.56.46 (11) M Firth J Verity	6.31.47 (17) 1.15.28 (30) J Callaghan K Abson
18	Bolton Utd A Leg Time	1.16.47 (13) 1.16.47 (13) D Clamp P Pollitt	2.22.34 (14) 1.05.47 (24) J Hales C Caldwell	3.06.10 (16) 0.43.36 (31) S Kenyon K Gilbert	4.18.37 (16) 1.12.27 (15) P Turner J Beattay	5.12.16 (14) 0.53.39 (2) P Smith M Thompson	6.34.01 (18) 1.21.45 (50) D Flitcroft M Selby
19	Preston H A Leg Time	1.25.38 (36) 1.25.38 (36) S Bamber A Nixon	2.34.08 (36) 1.08.30 (37) C Shuttleworth S Hallis	3.14.10 (30) 0.40.02 (14) F Livesey R Kenny	4.29.56 (27) 1.15.46 (24) N Parker J Parker	5.29.03 (22) 0.59.07 (19) I Clinch K Hesketh	6.37.25 (19) 1.08.22 (8) S Smith S Deakin
20	Brad & Aire Leg Time	1.17.48 (14) 1.17.48 (14) S Oldfield S Shoesmith	2.28.27 (24) 1.10.39 (48) J Oldfield J Hoffman	3.08.27 (19) 0.40.00 (13) D Rhodes S Wolstenhulme	4.24.59 (19) 1.16.32 (28) R Crossland G Mills	5.28.39 (21) 1.03.40 (32) D Illingworth P Oldfield L	6.42.19 (20) 1.13.40 (20) S Sanderson N Old
21	Clayton Vets B Leg Time	1.22.23 (25) 1.22.23 (25) M O'Connor P Booth	2.30.02 (29) 1.07.39 (32) J Nuttall M Targett	3.13.36 (27) 0.43.34 (30) G Thompson R Jacques	4.29.23 (25) 1.15.47 (25) J Singleton K Sturdy	5.28.06 (20) 0.58.43 (18) M Green A Clarkson	6.43.34 (21) 1.15.28 (29) D Scott G Murray
22	Keighley & C A Leg Time	1.22.56 (26) 1.22.56 (26) P Wakefield M Horbury	2.25.33 (19) 1.02.37 (11) C Gill A Bevan	3.07.45 (18) 0.42.12 (26) L Spencer J Butler	4.26.43 (20) 1.18.58 (38) T Clegg D Tate	5.27.09 (19) 1.00.26 (23) R Nelson C Marshall	6.45.23 (22) 1.18.14 (40) J Dennis T Knowles

The 14th Calderdale Way Relay Results for 14th December 1997

23	Carnethy HR Leg Time	1.23.13 (28) 1.23.13 (28)	2.21.12 (13) 0.57.59 (2)	3.08.30 (20) 0.47.18 (45)	4.27.04 (21) 1.18.34 (37)	5.31.40 (24) 1.04.36 (37)	6.45.41 (23) 1.14.01 (21)
		A Davis	H Diam'tides L	J Robertson L	S Hicks	A Spenceley	J Mudge L
		A Ward	K Powell L	H Spenceley L	A Mudge L	G Stewart	M Tanner
24	Bolton Utd Vet Leg Time	1.25.14 (34) 1.25.14 (34)	2.31.00 (33) 1.05.46 (23)	3.19.09 (36) 0.48.09 (48)	4.33.26 (32) 1.14.17 (18)	5.32.07 (25) 0.58.41 (17)	6.46.15 (24) 1.14.08 (22)
		P Standing	P Martin	S Ellis	A Fielding	D Kearns	K Fowler
		I Halliwell	P Bellis	S Dempsey	I Shakeshaft	J Birchenough	S Kelly
25	Denby Dale Vet Leg Time	1.22.03 (24) 1.22.03 (24)	2.29.02 (26) 1.06.59 (30)	3.12.25 (25) 0.43.23 (29)	4.30.05 (28) 1.17.40 (31)	5.39.44 (33) 1.09.39 (57)	6.47.37 (25) 1.07.53 (6)
		R Barker	T Sharpe	C Town	M Hirst	J Morris	M Egner
		R Wallace	T Weston	M Horsfall	P Belsey	B Barton	M Holroyd
26	Bowland FR Leg Time	1.21.06 (21) 1.21.06 (21)	2.24.04 (16) 1.02.58 (13)	3.12.20 (24) 0.48.16 (49)	4.28.06 (22) 1.15.46 (23)	5.33.39 (27) 1.05.33 (41)	6.48.01 (26) 1.14.22 (24)
		R Wynne	T Houston	D Cottam	R Ensor	A Livesey	C Reade
		L Dowthwaite	L Orr	R Pickett	S Liptrott	D Southen	A Griffiths
27	Fellandale A Leg Time	1.25.09 (33) 1.25.09 (33)	2.29.27 (27) 1.04.18 (19)	3.13.37 (28) 0.44.10 (34)	4.28.17 (23) 1.14.40 (19)	5.33.37 (26) 1.05.20 (40)	6.49.33 (27) 1.15.56 (31)
		A Judd	P Dennison	I Wilson	D Britton	P Reynard	B Hilton
		M Gebbart	R Falls	J Symonds	C Hodgson	S Carter	K Horn
28	Pud & Bram B Leg Time	1.27.48 (42) 1.27.48 (42)	2.34.10 (37) 1.06.22 (28)	3.21.45 (37) 0.47.35 (46)	4.41.25 (39) 1.19.40 (41)	5.38.22 (31) 0.56.57 (12)	6.49.46 (28) 1.11.24 (12)
		M Falgate	G Kirkbright	N Shotter	A Powell	B Stevenson	P Brisco
		R Kempley	J Smith	N Armitage	G Evans	C Oliphant	R Pallister
29	Steel City Vet Leg Time	1.25.54 (38) 1.25.54 (38)	2.31.00 (31) 1.05.06 (21)	3.17.00 (34) 0.46.00 (40)	4.32.07 (29) 1.15.07 (20)	5.33.49 (28) 1.01.42 (26)	6.50.06 (29) 1.16.17 (32)
		G Wilding	S Hird	D Sedgewick	J Kerr	J Gregory	J Lindley
		P Wakefield	V Riley	A Haigh	D Crossland	B Williams	D Parry
30	Keigh HR Vets Leg Time	1.25.02 (32) 1.25.02 (32)	2.31.00 (32) 1.05.58 (26)	3.12.53 (26) 0.41.53 (25)	4.28.19 (24) 1.15.26 (21)	5.30.10 (23) 1.01.51 (28)	6.51.35 (30) 1.21.25 (49)
		K Slater	B Slater	P Morris	P Bramham	N Bland	P Judge
		P Rogan	K Rogan	J Prowse	I Harland	B Dunn	E Hastings
31	Skyrac AC Leg Time	1.19.29 (18) 1.19.29 (18)	2.28.01 (23) 1.08.32 (38)	3.14.12 (31) 0.46.11 (42)	4.29.50 (26) 1.15.38 (22)	5.36.59 (30) 1.07.09 (43)	6.52.09 (31) 1.15.10 (27)
		H Sawyer	G Breeze	M Coles	D Asquith	N Hawkins	N Clayton
		D Young	I Scuffins	J Forsyth	N Kirkbright	P Rawnsley	R Warman
32	Halifax A Leg Time	1.24.10 (31) 1.24.10 (31)	2.30.00 (28) 1.05.50 (25)	3.11.05 (22) 0.41.05 (18)	4.32.28 (30) 1.21.23 (47)	5.35.42 (29) 1.03.14 (31)	6.54.10 (32) 1.18.28 (44)
		S Keighley	M Ayrton	M Hoey	N Burbidge	P Sutcliffe	G Cumber
		D Flynn	J Whitwell	R Corney	P Coates	N Rigg	D Emanuel
33	Bingley Vets Leg Time	1.20.21 (19) 1.20.21 (19)	2.28.46 (25) 1.08.25 (36)	3.13.46 (29) 0.45.00 (36)	4.38.18 (36) 1.24.32 (58)	5.38.30 (32) 1.00.12 (22)	6.55.14 (33) 1.16.44 (35)
		K Dobson	K Robinson	J Smithurst	H Atkinson	F Gibbs	N Jennings
		L Haynes	P Helliwell	D Oldham	B Peace	J Young	H Sudall
34	Holmfirth Vets Leg Time	1.26.24 (40) 1.26.24 (40)	2.32.30 (35) 1.06.06 (27)	3.22.45 (39) 0.50.15 (61)	4.40.35 (37) 1.17.50 (33)	5.44.53 (39) 1.04.18 (34)	6.57.32 (34) 1.12.39 (15)
		R Griffiths	C Smith	R Martin	R Futrell	R Bradley	P Harbisher
		P Dolan	A Watson	J Adair	M Sizer	K Wild	R Buttery
35	Dark Peak Vets Leg Time	1.25.40 (37) 1.25.40 (37)	2.32.10 (34) 1.06.30 (29)	3.11.50 (23) 0.39.40 (10)	4.34.06 (33) 1.22.16 (50)	5.44.52 (38) 1.10.46 (58)	7.00.11 (35) 1.15.19 (28)
		G Berry	C Barber	J Cant	J Lawrenson	P Griffiths	J Soady
		B Toogood	R Hakes	M Harvey	N Boler	P Wheatcroft	M Wynne
36	Ilkley Harr A Leg Time	1.31.28 (53) 1.31.28 (53)	2.43.42 (49) 1.12.14 (53)	3.25.22 (42) 0.41.40 (23)	4.36.38 (34) 1.11.16 (12)	5.41.55 (34) 1.05.17 (39)	7.00.22 (36) 1.18.27 (43)
		D Goldseboro	G Howard	N Pearce	M Pickering	K Souyave	M Baldwin
		P Heiby	M Weber	G Pearce	J Hemsley	D Ackroyd	P Woods
37	Rossen Vet B Leg Time	1.35.07 (64) 1.35.07 (64)	2.38.59 (43) 1.03.52 (17)	3.18.12 (35) 0.39.13 (9)	4.40.57 (38) 1.22.45 (51)	5.43.02 (37) 1.02.05 (29)	7.09.13 (37) 1.26.11 (63)
		D Ratcliffe	D Schofield	P Jepson	N Harris	S Howard	J Connolly
		K Masser	Jim Cooper	J Mitchell	T McCoy	R Fell	E Duffy
38	Harrogate Leg Time	1.33.22 (58) 1.33.22 (58)	2.46.01 (55) 1.12.39 (54)	3.32.40 (51) 0.46.39 (43)	4.54.30 (48) 1.21.50 (48)	5.57.42 (41) 1.03.12 (30)	7.11.17 (38) 1.13.35 (19)
		G Mallet	P Thackrey	P Loker	T Inglehearn	M Lister	D Askew
		C Todd	P Mason	P Render	J Wilkinson	B Miller	S Forge
39	Baildon A Leg Time	1.30.24 (47) 1.30.24 (47)	2.37.52 (40) 1.07.28 (31)	3.26.27 (43) 0.48.35 (53)	4.38.09 (35) 1.11.42 (14)	5.42.44 (35) 1.04.35 (36)	7.14.15 (39) 1.31.31 (73)
40	Settle H Leg Time	1.21.13 (22) 1.21.13 (22)	2.30.13 (30) 1.09.00 (40)	3.22.32 (38) 0.52.19 (72)	4.47.40 (43) 1.25.08 (60)	6.01.31 (44) 1.13.51 (71)	7.14.39 (40) 1.13.08 (16)
		A Shepherd	T Wright	I Wood	T White	S Moor	J Mitcham
		A Hassell	S Hassell	A Rigby	T Metcalf	S Oxley	C Norris
41	Holme Vall Sq Leg Time	1.34.20 (61) 1.34.20 (61)	2.43.59 (50) 1.09.39 (43)	3.32.20 (50) 0.48.21 (50)	4.52.01 (45) 1.19.41 (42)	5.59.29 (42) 1.07.28 (44)	7.16.24 (41) 1.16.55 (37)
		C Milner	B Lomas	D Bamforth	A Meskimmon	B Hutson	A Garrard
		M Baker	D Ladocha	G Gray	J Sykes	C McCready	R Walker
42	Horwich Vets Leg Time	1.31.13 (52) 1.31.13 (52)	2.35.30 (38) 1.04.17 (18)	3.16.58 (33) 0.41.28 (20)	4.41.45 (40) 1.24.47 (59)	5.42.55 (36) 1.01.10 (24)	7.18.02 (42) 1.35.07 (86)
		P Watson	F Loftus	S Moran	T Dibben	P Bland	E Swift
		T Varley	J Holloway	K Booth	A Sweatman	J Leyland	T Conniffe
43	Dark Peak B Leg Time	1.25.20 (35) 1.25.20 (35)	2.39.54 (44) 1.14.34 (60)	3.28.41 (45) 0.48.47 (55)	4.46.13 (41) 1.17.32 (30)	6.06.36 (51) 1.20.23 (86)	7.19.50 (43) 1.13.14 (17)
		R Caves	J Myers	P Dyke	R Davison	J Nolan L	M Wilson
		G Williams	H Mathieson	R Smith	R Woods	H Lawrenson L	W Sullivan
44	Leeds City Mix Leg Time	1.10.59 (2) 1.10.59 (2)	2.27.56 (22) 1.16.57 (69)	3.16.18 (32) 0.48.22 (51)	4.33.03 (31) 1.16.45 (29)	5.47.04 (40) 1.14.01 (72)	7.20.57 (44) 1.33.53 (80)
		P White	L Lee L	A Hulley L	C Saint	T Barton L	M Hare L
		M Roscoe	J Pop	S Cafford L	A Beavers	L Canwell L	J Dunstan I

The 14th Calderdale Way Relay Results for 14th December 1997

45	EPOC A	1.26.00 (39)	2.45.00 (51)	3.30.43 (47)	4.53.29 (46)	6.02.57 (45)	7.23.59 (45)
	Leg Time	1.26.00 (39)	1.19.00 (80)	0.45.43 (39)	1.22.46 (52)	1.09.28 (55)	1.21.02 (48)
		J Emberton	C Markham	B Parkinson	P Jagen	R Noot	G Williams
		J Hyde	M Pownall	G Lloyd	R Payne	M Wood	L McEvoy
46	Bingley B	1.31.42 (54)	2.48.22 (58)	3.37.35 (56)	4.53.48 (47)	6.06.51 (52)	7.24.39 (46)
	Leg Time	1.31.42 (54)	1.16.40 (67)	0.49.13 (57)	1.16.13 (26)	1.13.03 (69)	1.17.48 (38)
		I Goodyear	M Watson	K Moore	A Thornber	S Fry	P Whelan
		D Bell	P Jebb	M Coffey	A Rushworth	J Balmforth	D Stephenson
47	St Bedes B	1.30.54 (49)	2.38.38 (42)	3.23.51 (40)	4.55.09 (49)	6.06.13 (50)	7.25.17 (47)
	Leg Time	1.30.54 (49)	1.07.44 (33)	0.45.13 (37)	1.31.18 (70)	1.11.04 (60)	1.19.04 (45)
		M Love	D Armstrong	M Long	N Sharp	C Upton	G Myers
		M Appleby	H McGill	S Massey	S Wilby	M Jones	M Brearley
48	Rochdale B	1.41.18 (76)	2.50.10 (61)	3.38.46 (59)	4.59.35 (56)	6.03.28 (47)	7.25.45 (48)
	Leg Time	1.41.18 (76)	1.08.52 (39)	0.48.36 (54)	1.20.49 (44)	1.03.53 (33)	1.22.17 (51)
		M Hayes	B Cavey	T Atkinson	M Rowbotham	P Roberts	J Orson
		M Catherall	J Cook	G Palmer	P Munday	M Sadula	N Matthews
49	Clayton Claret	1.44.17 (85)	2.59.17 (75)	3.49.00 (74)	5.08.16 (61)	6.09.30 (55)	7.25.59 (49)
	Leg Time	1.44.17 (85)	1.15.00 (62)	0.49.43 (59)	1.19.16 (39)	1.01.14 (25)	1.16.29 (34)
		B Slater	J Kenyon	R Hirst	D Rushton	R Belaris	G Pickup
		D Bulcock	J Sharples	D Roberts	P Browning	M Lee	S White
50	Valley Str	1.42.43 (82)	2.52.38 (71)	3.35.15 (53)	4.58.36 (54)	6.08.00 (54)	7.26.25 (50)
	Leg Time	1.42.43 (82)	1.09.55 (45)	0.42.37 (27)	1.23.21 (53)	1.09.24 (54)	1.18.25 (42)
		I Place	L Ball	M Midgley	P Webster	K Kaiser	S O'Callaghan
		G Kendrew	E Cusack	M Wrench	R Flesher	P Furness	H Bates
51	Elvet Str A	1.30.04 (45)	2.42.14 (46)	3.29.00 (46)	4.47.13 (42)	6.03.08 (46)	7.26.35 (51)
	Leg Time	1.30.04 (45)	1.12.10 (52)	0.46.46 (44)	1.18.13 (35)	1.15.55 (74)	1.23.27 (55)
		A Scaife	P Loftus	T Daniel	T Young	B Evans	N Starling
		C Armour	K Greenwell	D Shipman	P O'Hara	S Gator	J Battersby L
52	Calder Val Vet	1.28.29 (44)	2.41.49 (45)	3.31.32 (48)	4.56.44 (52)	6.07.48 (53)	7.27.24 (52)
	Leg Time	1.28.29 (44)	1.13.20 (57)	0.49.43 (60)	1.25.12 (61)	1.11.04 (61)	1.19.36 (47)
		F Mallinson	A Thompson	D Gilyeat	J Crommit	S Cavell	J Bell
		B Horsley	A Jones	P White	I Law	G Spencer	R Kellett
53	Huddersfield R	1.30.05 (46)	2.51.15 (64)	3.39.48 (60)	5.00.55 (58)	6.12.31 (57)	7.29.21 (53)
	Leg Time	1.30.05 (46)	1.21.10 (86)	0.48.33 (52)	1.21.07 (46)	1.11.36 (63)	1.16.50 (36)
54	Dark Pk Ladies	1.32.50 (56)	2.51.30 (66)	3.36.21 (55)	5.04.27 (60)	6.16.11 (60)	7.32.33 (54)
	Leg Time	1.32.50 (56)	1.18.40 (75)	0.44.51 (35)	1.28.06 (65)	1.11.44 (64)	1.16.22 (33)
		J Smith	L Bland	H Bloor	K Green	J Searle	C Fothergill
		K Buckley	H Musson	H Hargreaves	J Stephenson	R Hambleton	J Smith
55	Holmfirth B	1.35.06 (63)	2.45.16 (53)	3.27.00 (44)	4.51.17 (44)	6.00.11 (43)	7.32.56 (55)
	Leg Time	1.35.06 (63)	1.10.10 (46)	0.41.44 (24)	1.24.17 (56)	1.08.54 (52)	1.32.45 (76)
		P Bates	A Bywaters	R Martin	A Smith	K Johns	R Haworth
		S Lightowler	J Plumridge	L Lacon L	S Crowther	T Cock	G Crowther
56	Preston H B	1.30.29 (48)	2.38.37 (41)	3.24.38 (41)	5.01.10 (59)	6.14.28 (58)	7.34.01 (56)
	Leg Time	1.30.29 (48)	1.08.08 (34)	0.46.01 (41)	1.36.32 (79)	1.13.18 (70)	1.19.33 (46)
		B Mapp	D Simpson	J Holland	B Dearnaley	P Carter	G Thompson
		S Forster	J Raisford	A Appleby	J Howard	J Searle	D Nicholson
57	Spenboro' Mix	1.21.58 (23)	2.36.52 (39)	3.31.52 (49)	4.57.08 (53)	6.04.43 (48)	7.35.45 (57)
	Leg Time	1.21.58 (23)	1.14.54 (61)	0.55.00 (83)	1.25.16 (62)	1.07.35 (45)	1.31.02 (72)
		S Moss	M Radford	A Green L	T Bolland	D Sugden	M Schofield
		M Smith	M Siddal L	A Pickup L	D Dean L	C Stoney L	J Wilson L
58	Keighley & C B	1.35.41 (67)	2.45.18 (54)	3.38.15 (57)	5.00.17 (57)	6.12.08 (56)	7.37.35 (58)
	Leg Time	1.35.41 (67)	1.09.37 (42)	0.52.57 (75)	1.22.02 (49)	1.11.51 (65)	1.25.27 (60)
		P Fisher	R Chatburn	G Gill	C Crane	C Fawcett L	M Sumpter
		F Cannon	K Waddingham	E Sunderland	T Minikin	F Tate L	T Fenton
59	Keigh HR B	1.38.09 (71)	2.48.58 (59)	3.32.40 (52)	4.56.27 (51)	6.05.17 (49)	7.41.16 (59)
	Leg Time	1.38.09 (71)	1.10.49 (49)	0.43.42 (32)	1.23.47 (54)	1.08.50 (50)	1.35.59 (88)
		S Hartley	R Ashdown	J Thompson	B Weedon	R Aguilar	T French
		P Webber	D Hird	A Thomas	R Slater	S Miles	M Bernett
60	Saddleworth B	1.28.03 (43)	2.48.20 (57)	3.40.46 (62)	4.58.51 (55)	6.14.47 (59)	7.44.00 (60)
	Leg Time	1.28.03 (43)	1.20.17 (84)	0.52.26 (74)	1.18.05 (34)	1.15.56 (75)	1.29.13 (70)
		S Gross	J Kiveal	J Barber L	R Green	G Oldfield	J Barrett
		T Pellowe	G Royle	L Clough L	J Ingram	R Telfer L	M Hodgson
61	Clayton Z Vet	1.33.35 (59)	2.51.42 (67)	3.46.22 (72)	5.16.53 (69)	6.22.57 (62)	7.47.34 (61)
	Leg Time	1.33.35 (59)	1.18.07 (72)	0.54.40 (81)	1.30.31 (67)	1.06.04 (42)	1.24.37 (57)
		A Howarth	A Mitchell	W Wilkinson	R Orr	P Hindle	R Wilkinson
		A Walmsley	M Caine	J O'Connor	T Peacock	L Sullivan	A Orr
62	Todmorden Vets	1.32.00 (55)	2.48.10 (56)	3.38.32 (58)	5.09.22 (63)	6.21.55 (61)	7.48.04 (62)
	Leg Time	1.32.00 (55)	1.16.10 (65)	0.50.22 (63)	1.30.50 (68)	1.12.33 (67)	1.26.09 (62)
		D Rawlinson	N Harvey	D Wilson	B Conchie	R Blakeley	C Simpkin
		P Hodgson	P Ankers	I Morriss	T Sheer	F Richardson	S Beconsall L
63	Pud & B Ladies	1.41.55 (79)	3.00.37 (76)	3.57.17 (83)	5.18.14 (70)	6.38.24 (74)	7.50.19 (63)
	Leg Time	1.41.55 (79)	1.18.42 (77)	0.56.40 (87)	1.20.57 (45)	1.20.10 (85)	1.11.55 (14)
		R Schofield	A Srivastava	S Powell	H Purdy	E Wolfenden	A Buckley
		H Macvicar	S Corbin	G Barron	J Shotter	E Brown	S Rowell
64	Saddleworth A	1.42.04 (81)	2.52.33 (70)	3.53.52 (79)	5.18.17 (71)	6.27.08 (64)	7.52.09 (64)
	Leg Time	1.42.04 (81)	1.10.29 (47)	1.01.19 (93)	1.24.25 (57)	1.08.51 (51)	1.25.01 (58)
		D Gibson	L Whittaker L	M Carr L	I Barber	B Waterhouse	T Eckersley
		K Whittaker	M Mather L	M Milne L	B Clayton	J Powell	R Devy
65	Kendal A	1.23.22 (30)	2.42.27 (47)	3.35.30 (54)	4.55.37 (50)	6.28.41 (67)	7.54.58 (65)
	Leg Time	1.23.22 (30)	1.19.05 (81)	0.53.03 (76)	1.20.07 (43)	1.33.04 (98)	1.26.17 (65)
		C Speight	S Priestley	N Westworth L	D Richardson	J Graham L	I Rooke
		G Thomas	J North	A Westworth	C Lumb	K Gibb L	R Graves
66	Rochdale C	1.38.12 (73)	2.53.47 (73)	3.41.55 (64)	5.15.51 (68)	6.28.03 (65)	7.55.37 (66)
	Leg Time	1.38.12 (73)	1.15.35 (64)	0.48.08 (47)	1.33.56 (75)	1.12.12 (66)	1.27.34 (68)
		J Lee	J Fox	P Steckles	J Eckersley	P Geldart	E Moony
		J Sherlock	T Hurst	J Armstrong	J Wilson	G Allison	B Sandilands

The 14th Calderdale Way Relay Results for 14th December 1997

67	Fellandale B	1.37.39 (69)	2.50.50 (62)	3.46.10 (71)	5.22.24 (73)	6.30.47 (70)	7.56.28 (67)
	Leg Time	1.37.39 (69)	1.13.11 (56)	0.55.20 (84)	1.36.14 (77)	1.08.23 (47)	1.25.41 (61)
		A Stenton	A Curle L	P Davis	B Kenny	D Hodgson	M Savage
		Peter Yates	G Collinson	M Saville	M Hobley L	D Hainsworth	D Britton
68	Clayton Lady A	1.33.13 (57)	2.52.04 (69)	3.42.50 (68)	5.15.46 (67)	6.29.51 (69)	7.56.49 (68)
	Leg Time	1.33.13 (57)	1.18.51 (78)	0.50.46 (67)	1.32.56 (72)	1.14.05 (73)	1.26.58 (67)
		V Peacock	J Hindle	S Middleton	W Dodds	H Jones	K Thompson
		K Wallis	L Bostock	K Goss	A Smith	J Sullivan	D Robson
69	Halifax B	1.52.00 (93)	3.03.00 (83)	3.57.00 (82)	5.23.05 (74)	6.31.53 (71)	7.57.11 (69)
	Leg Time	1.52.00 (93)	1.11.00 (50)	0.54.00 (78)	1.26.05 (63)	1.08.48 (49)	1.25.18 (59)
		K Midgley	P Frechette	R Whittaker	N Croasdell	D O'Keefe	F Gorman
		C Barrett	S Smith	T Holland	M Fryer	P Mason	S Keighley
70	Calder Val Mix	1.33.55 (60)	2.45.06 (52)	3.45.10 (70)	5.08.59 (62)	6.28.58 (68)	7.58.15 (70)
	Leg Time	1.33.55 (60)	1.11.11 (51)	1.00.04 (90)	1.23.49 (55)	1.19.59 (81)	1.29.17 (71)
		M Banks	G Woodward	J Howard L	J Wilkinson	K Brierley L	C Roberts L
		S Towler	T Bradley	J This'waite L	C Greenwood	H Taylor L	L Pyne L
71	Rossendale B	1.34.33 (62)	2.52.50 (72)	3.42.06 (66)	5.15.14 (66)	6.32.09 (72)	7.58.52 (71)
	Leg Time	1.34.33 (62)	1.18.17 (74)	0.49.16 (58)	1.33.08 (73)	1.16.55 (76)	1.26.43 (66)
		B Trickett	T Gotts	J Kershaw	J Kempson	D Edmondson	J Cooper
		P Nuttall	P Hannah	B Gooding	A McGuinness	V Seal	G Navan
72	St Bedes C	1.38.10 (72)	3.03.12 (85)	3.47.19 (73)	5.18.35 (72)	6.28.06 (66)	8.02.55 (72)
	Leg Time	1.38.10 (72)	1.25.02 (90)	0.44.07 (33)	1.31.16 (69)	1.09.31 (56)	1.34.49 (84)
		M Lee	K Pratchett	R Safranauskas	R Wilks	C Parkin	P Turner
		M Green	J Firth	A Boland	C Harris	S Harrison	R Ideson
73	Holme P'pont	1.26.28 (41)	2.43.32 (48)	3.40.32 (61)	5.14.22 (65)	6.42.52 (78)	8.05.17 (73)
	Leg Time	1.26.28 (41)	1.17.04 (71)	0.57.00 (88)	1.33.50 (74)	1.28.30 (93)	1.22.25 (52)
		W Alves	L Cliff L	C Parsons L	D Dent	B Smithson	M Moore
		P Fooks	D Wells	C Bland L	D Bland	D Smithson L	P Knox
74	Kippax	1.41.34 (77)	2.51.20 (65)	3.42.40 (67)	5.12.02 (64)	6.24.52 (63)	8.08.00 (74)
	Leg Time	1.41.34 (77)	1.09.46 (44)	0.51.20 (69)	1.29.22 (66)	1.12.50 (68)	1.43.08 (95)
		D Waring	J Kitching	G Anderson	C Gill	D Bath	A Bath L
		R Hunter	L Theobald	R Seddon	D Szelesi	L Duffy L	C Seddon L
75	B'bank Sch Vet	1.40.04 (75)	3.04.14 (87)	3.56.31 (81)	5.28.35 (77)	6.37.15 (73)	8.10.41 (75)
	Leg Time	1.40.04 (75)	1.24.10 (88)	0.52.17 (70)	1.32.04 (71)	1.08.40 (48)	1.33.26 (78)
		R Needham	R Barrett	J Mitchell	P Wyton	J Bates	J Smith
		M Roberts	J Earnshaw	K Woodhouse	P Scott	R Poulton	F Murray
76	Denby Dale A	1.31.12 (51)	2.49.52 (60)	3.40.47 (63)	5.26.59 (75)	6.44.34 (79)	8.10.47 (76)
	Leg Time	1.31.12 (51)	1.18.40 (76)	0.50.55 (68)	1.46.12 (91)	1.17.35 (77)	1.26.13 (64)
		J Bell	D Stockdale	D Morgan	P Andrews	D Maddox	D Gill
		M Collinson	A Kirby	G Russell	J Strone	M Lomas	S Walton
77	Clayton X	1.46.54 (89)	3.01.24 (79)	3.51.54 (76)	5.34.24 (80)	6.42.41 (76)	8.17.45 (77)
	Leg Time	1.46.54 (89)	1.14.30 (59)	0.50.30 (64)	1.42.30 (86)	1.08.17 (46)	1.35.04 (85)
		T Aspin	D O'Brien	M Hyatt	G Laycock	K O'Brien	G Leyland
		N Whalley	A Camerson	V Broderick	P Thornber	R Martin	P Chippendale
78	Clayton Dream	1.44.50 (87)	3.02.57 (82)	4.03.57 (87)	5.41.01 (85)	6.42.45 (77)	8.18.06 (78)
	Leg Time	1.44.50 (87)	1.18.07 (73)	1.01.00 (92)	1.37.04 (80)	1.01.44 (27)	1.35.21 (87)
		M Brady	M Frost	L Jackson	F Gee	S Clare	K Ashworth
		D Coll	B Leathley	D Barber	K Richardson	A Carter	D Bailey
79	Brighouse HS	1.41.38 (78)	3.03.11 (84)	4.01.46 (86)	5.41.04 (86)	7.00.53 (85)	8.23.37 (79)
	Leg Time	1.41.38 (78)	1.21.33 (87)	0.58.35 (89)	1.39.18 (84)	1.19.49 (80)	1.22.44 (53)
		C Gummery	S Harrington	C McHugh L	J Smith	P Hallas	J Hope
		W May	R Pearce	S Rippon	P Cosgrove	J Ablett	P Hope
80	Rossen Ladies	1.38.18 (74)	2.50.57 (63)	3.43.21 (69)	5.29.25 (79)	6.49.33 (80)	8.24.12 (80)
	Leg Time	1.38.18 (74)	1.12.39 (55)	0.52.24 (73)	1.46.04 (90)	1.20.08 (84)	1.34.39 (82)
		J Keys	D Flemming	L Hannah	C Adlum	S German	J Wood
		C Winnick	K Taylor	J Feaney	G Dickson	J Peddie	S Fell
81	Todmorden B	1.44.25 (86)	3.01.23 (78)	3.53.41 (78)	5.29.12 (78)	6.40.05 (75)	8.26.06 (81)
	Leg Time	1.44.25 (86)	1.16.58 (70)	0.52.18 (71)	1.35.31 (76)	1.10.53 (59)	1.46.01 (97)
		M Goth L	P Ehrhardt	B Hargreaves	B Chapman	A Beconsall	D Payne
		B Halstead	B Barlow	D O'Neill	J Dowling L	P Marshall	I Long L
82	Old Rishworth	1.31.05 (50)	3.02.24 (81)	4.04.59 (88)	5.43.22 (88)	6.54.44 (81)	8.28.53 (82)
	Leg Time	1.31.05 (50)	1.31.19 (93)	1.02.35 (96)	1.38.23 (81)	1.11.22 (62)	1.34.09 (81)
		R Wadsworth	G Cockroft	D Burrell	D McKenzie	M Cockroft	C Littlewood
		J Bromfield	A Fairbairn	L Kendall	J Plant	A Kendall	P Smith
83	Bingley Ladies	1.35.26 (66)	2.51.47 (68)	3.42.05 (65)	5.27.35 (76)	6.57.03 (82)	8.31.46 (83)
	Leg Time	1.35.26 (66)	1.16.21 (66)	0.50.18 (62)	1.45.30 (88)	1.29.28 (95)	1.34.43 (83)
		S Cariss	B Carney	A Bretherick	J Smith	M Green	H Morrell
		H Mayo	S Taylor	S James	M Dunn	K Whitfield	J Vesey
84	Stainland	1.41.55 (80)	3.01.13 (77)	3.56.13 (80)	5.34.50 (81)	6.59.11 (84)	8.37.30 (84)
	Leg Time	1.41.55 (80)	1.19.18 (82)	0.55.00 (82)	1.38.37 (82)	1.24.21 (90)	1.38.19 (90)
		K Barker	D Connolly	R Spencer	M Dransfield	A Pitts	K Barker
		M Hirst	J Hodgson	P Pitts L	D Provis	E Greenwood	M Hamilton
85	Rochdale Lady	1.35.42 (68)	3.06.55 (88)	4.08.15 (91)	5.56.30 (92)	7.15.03 (92)	8.39.18 (85)
	Leg Time	1.35.42 (68)	1.31.13 (92)	1.01.20 (94)	1.48.15 (93)	1.18.33 (79)	1.24.15 (56)
		J Needham	C Harding	K Leigh	J Sandilands	P Dore	S Whilde
		G Cook	F Murphy	S Geldhart	J Parkes	W McRae	J Ashworth
86	Halifax Ladies	1.43.17 (83)	3.02.15 (80)	3.51.17 (75)	5.37.03 (82)	7.03.55 (87)	8.40.12 (86)
	Leg Time	1.43.17 (83)	1.18.58 (79)	0.49.02 (56)	1.45.46 (89)	1.26.52 (91)	1.36.17 (89)
		G Leary	L Crabtree	C Waterhouse	M Ransley	R Nichols	L Spence
		S Gaskell	L Hayles	J Greenwood	S Whitwam	S Greenwood	K Milnes
87	Keighley HR C	1.51.12 (92)	3.25.02 (93)	4.10.42 (92)	5.37.20 (83)	6.58.08 (83)	8.40.36 (87)
	Leg Time	1.51.12 (92)	1.33.50 (96)	0.45.40 (38)	1.26.38 (64)	1.20.48 (87)	1.42.28 (94)
		V Whitehead	L Prowse	E Hopkinson	C Bland	S Weeden	A Troth
		A Keighley	G Troth	S Troth	K Bogg	T Hird	M Troth
88	Halifax R	1.38.02 (70)	3.15.00 (92)	4.18.10 (93)	6.05.40 (94)	7.10.02 (90)	8.41.39 (88)
	Leg Time	1.38.02 (70)	1.36.58 (97)	1.03.10 (97)	1.47.30 (92)	1.04.22 (35)	1.31.37 (74)
		J Hairsine	G Dodd	H Barber L	S Pitcher	M Deacon	J Taylor
		R Henderson	R Rowlands	J Boothroyd L	M Atkinson	D Flynn	R Williams

The 14th Calderdale Way Relay Results for 14th December 1997

89	WYLDWA	2.40.00 (99)	3.53.58 (97)	4.44.40 (96)	6.02.26 (93)	7.11.49 (91)	8.45.31 (89)
	Leg Time	2.40.00 (99)	1.13.58 (58)	0.50.42 (66)	1.17.46 (32)	1.09.23 (53)	1.33.42 (79)
		A Hicks	J Hodgson	A West	M Wood	J Belt	D Hill
		C Ainsworth	A Dunbar	R Dawson	R Topliss	J Matezeuski	M Denison
90	Kendal Ladies	1.43.19 (84)	3.12.06 (90)	4.06.06 (89)	5.45.00 (89)	7.05.02 (89)	8.48.10 (90)
	Leg Time	1.43.19 (84)	1.28.47 (91)	0.54.00 (77)	1.38.54 (83)	1.20.02 (82)	1.43.08 (96)
		H Krynen	H Goodman	L Parry	J Shuttleworth	D Bailey	D Priestley
		P Symonds	J Coop	Y Proctor	R Dunk	S Richardson	H Whitehead
91	EPOC B	1.47.24 (90)	3.07.04 (89)	3.57.36 (84)	5.42.14 (87)	7.02.20 (86)	8.49.43 (91)
	Leg Time	1.47.24 (90)	1.19.40 (83)	0.50.32 (65)	1.44.38 (87)	1.20.06 (83)	1.47.23 (98)
		A Greenwood	G Kennedy	G Booth	K Sykes	V Pownall L	N Toothill
		D Owen	W Hunter	M Jagen L	N Devlin	G Markham L	D Harrop
92	Baildon B	1.48.36 (91)	3.12.56 (91)	4.07.06 (90)	5.47.48 (90)	7.17.56 (93)	8.59.36 (92)
	Leg Time	1.48.36 (91)	1.24.20 (89)	0.54.10 (79)	1.40.42 (85)	1.30.08 (96)	1.41.40 (93)
93	Elvet Str B	1.46.24 (88)	3.03.20 (86)	3.57.55 (85)	5.52.55 (91)	7.21.36 (94)	9.00.19 (93)
	Leg Time	1.46.24 (88)	1.16.56 (68)	0.54.35 (80)	1.55.00 (97)	1.28.41 (94)	1.38.43 (91)
		A Sheheult	J Young L	D Bevan	A James	J Redfearn	C Farnsworth L
		R Layton L	D James L	C Armour	Y Jones L	C Brown	R Hepworth
94	Denby D Ladies	1.35.13 (65)	2.55.54 (74)	3.52.00 (77)	5.40.29 (84)	7.04.36 (88)	9.05.13 (94)
	Leg Time	1.35.13 (65)	1.20.41 (85)	0.56.06 (86)	1.48.29 (95)	1.24.07 (89)	2.00.37 (99)
		B Coomber	J Town	S Glover	J Johnson	P Hislop	D Faller
		L Robertson	E Denby	L Smith	S Kay	J Lohead	S Barber
95	Middleton Mix	2.05.47 (94)	3.37.58 (95)	4.39.48 (95)	6.16.19 (95)	7.43.25 (95)	9.12.31 (95)
	Leg Time	2.05.47 (94)	1.32.11 (95)	1.01.50 (95)	1.36.31 (78)	1.27.06 (92)	1.29.06 (69)
		D Bury	J Greenwood L	A Lamb L	R Lee	P Greenhall L	A Pike
		M Pyle	W Grundy L	F Lamb L	P Gilligan	K Earnshaw L	L Berry
96	Middleton Lady	2.12.00 (97)	3.43.54 (96)	4.47.44 (97)	6.36.00 (96)	7.56.58 (96)	9.19.56 (96)
	Leg Time	2.12.00 (97)	1.31.54 (94)	1.03.50 (98)	1.48.16 (94)	1.20.58 (88)	1.22.58 (54)
		C Brooks	P Williams	N Parry	J Haworth	R Hare	C Lawton
		N Migson	K Molyneux	J Egan	J Nichol	C Baxendale	P Turton
97	Clayton Mixed	2.11.40 (95)	4.02.02 (98)	4.58.02 (98)	6.52.12 (97)	8.22.40 (98)	9.51.28 (97)
	Leg Time	2.11.40 (95)	1.50.22 (98)	0.56.00 (85)	1.54.10 (96)	1.30.28 (97)	1.32.38 (75)
		K Brady L	G Brierley L	E Burnip L	K Pierce L	J Aldred L	D Hindle
		K Garnett L	A Kelly L	B Pierce	M Plumbley L	L Lord L	M O'Rourke
98	Queensbury HS	2.11.45 (96)	3.27.13 (94)	4.27.53 (94)	6.58.53 (98)	8.17.16 (97)	9.57.28 (98)
	Leg Time	2.11.45 (96)	1.15.28 (63)	1.00.40 (91)	2.31.00 (98)	1.18.23 (78)	1.40.12 (92)
		N Wilson	P Boyd	D Wadsworth	C Jones	D O'Donoghue	B Williams
		P Monkman	J Ellis	I Clegg	J Emberton L	A Sarney	J Heneghan
99	St Bedes Lady	2.39.15 (98)	4.33.27 (99)	5.47.02 (99)	8.18.02 (99)	9.52.55 (99)	11.26.03 (99)
	Leg Time	2.39.15 (98)	1.54.12 (99)	1.13.35 (99)	2.31.00 (99)	1.34.53 (99)	1.33.08 (77)
		F Bates	D Pratchett	J Safranauskas	A Noble	M Lee	A Lloyd
		H Atkinson	C Raistrick	J Wilks	H O'Hara	A Upton	H Love

Again it was pleasing that there was a distinct lack of complaints regarding short cutting and incomplete or no kit this, although kit checks varied from leg to leg. As I say every year, in the interest of the events future it is essential that the correct route is followed and the country code adhered to.

WYLDWA had no leg 1 runners and Queensbury HS had no leg 4 runners both have been given times equivalent to the slowest on the leg. Halifax plc Runners retired from leg 2 and have been given a fictitious time. Rochdale B on leg 1 and Brooksbank HS Vets on leg 5 finished only one runner, no penalties given this year.

11 teams left early for leg 2 at a cut off time of 1.45.00

20 teams left early for leg 3 at a cut off time of 3.00.00

8 teams left early for leg 4 at a cut off time of 4.00.00

42 teams left early for leg 5 at a cut off time of 5.02.00

57 teams left early for leg 6 at a cut off time of 6.00.00

From my own observations of the last leg fewer runners split from their partners this year, perhaps after 14 years the message is getting through. Remember it is not only outside the rules and spirit of the competition but it makes life very difficult for the time recorders when partners do not finish together. Please also read the attached complaint sheet regarding problems which if not resolved could affect the events future.

This is the first year we have had a mixed team prize, these teams must contain a minimum of 6 females. Many of the declared mixed teams didn't so they are not on the results as mixed. I have however identified all declared ladies with an 'L' after their name. This has shown up one anomaly where Carnethy Hill Runners leg 2 ladies had the second fastest time of the day, an error on their declaration sheet I'm sure.

Sponsored by connect business finance

Your Performance for Your Team in 1997

Pos	Team	Leg 1	Leg 2	Leg 3	Leg 4	Leg 5	Leg 6	Pos	Team	Leg 1	Leg 2	Leg 3	Leg 4	Leg 5	Leg 6
1	Bingley A	-1.55	0.35	0.26	2.34	-2.32	0.52	51	Elvet Str A	0.57	0.08	1.05	5.47	-7.19	-0.38
2	Pud & Bram A	-3.15	-3.22	0.35	2.13	2.40	1.08	52	Calder Val Vet	2.42	-0.54	-1.47	-1.03	-2.20	3.22
3	Dark Peak A	-2.27	-0.20	0.39	2.24	-1.24	1.09	53	Huddersfield R	1.30	-8.25	-0.25	3.24	-2.34	6.30
4	Kendal Vets	0.35	-0.25	-0.51	-1.03	1.32	0.11	54	Dark Pk Ladies	-0.36	-5.24	3.38	-2.59	-2.13	7.34
5	Clayton A	2.02	-3.37	-1.42	1.03	1.07	1.08	55	Holmfirth B	-2.47	3.10	6.47	0.54	0.41	-8.45
6	Horwich A	3.23	1.31	1.01	-0.22	-8.14	2.40	56	Preston HB	2.03	5.22	2.37	-11.08	-3.33	4.39
7	Rossendale A	-0.20	-1.28	-1.50	4.23	2.03	-2.48	57	Spensor' Mix	10.55	-1.07	-6.10	0.27	2.26	-6.31
8	Clayton Vets A	-1.42	0.28	1.45	-0.40	0.20	-0.11	58	Keighley & C B	-2.25	4.28	-3.56	4.02	-1.34	-0.35
9	Rossen Vet A	3.10	-3.50	3.24	0.55	0.09	-3.48	59	Keigh HR B	-4.08	3.52	5.43	2.59	2.01	-10.26
10	Rochdale A	3.26	-0.57	1.13	-7.20	3.26	0.12	60	Saddleworth B	6.31	-5.10	-2.43	9.11	-4.39	-3.10
11	Keighley HR A	4.02	-7.25	-0.29	-1.58	3.40	2.10	61	Clayton Z Vet	1.43	-2.25	-4.35	-2.34	5.46	2.06
12	Clayton B	-4.35	-0.34	4.04	1.23	1.39	-1.56	62	Todmorden Vets	3.24	-0.23	-0.13	-2.48	-0.39	0.39
13	Todmorden A	3.30	-0.49	0.46	-0.35	-0.05	-2.48	63	Pud & B Ladies	-6.04	-2.33	-6.17	7.31	-7.55	15.18
14	Calder Val A	-3.36	0.39	0.26	5.01	-0.19	-2.11	64	Saddleworth A	-5.50	5.57	-10.44	4.23	3.41	2.33
15	Rowntree AC	0.49	4.10	2.06	-4.59	3.35	-5.42	65	Kendal A	13.26	-2.11	-2.10	9.13	-20.06	1.48
16	Holmfirth A	1.48	-4.57	1.24	6.01	4.28	-5.57	66	Rochdale C	-1.16	1.25	2.49	-4.29	0.52	0.38
17	St Bedes A	-0.35	-0.58	3.41	-2.45	3.25	-2.49	67	Fellandale B	-0.32	3.57	-4.17	-6.37	4.49	2.41
18	Bolton Utd A	3.31	-2.00	-1.23	1.40	6.53	-8.41	68	Clayton Lady A	3.58	-1.39	0.19	-3.15	-0.50	1.28
19	Preston HA	-4.38	-4.10	2.33	-1.01	1.56	5.20	69	Halifax B	-14.45	6.15	-8.50	3.40	4.30	3.12
20	Brad & Aire	4.12	-5.31	3.06	-0.52	-1.52	0.57	70	Calder Val Mix	3.33	6.15	-2.53	6.08	-6.31	-0.35
21	Clayton Vets B	-0.08	-2.19	-0.20	0.07	3.17	-0.37	71	Rossendale B	3.03	6.45	2.02	-3.04	-3.21	2.05
22	Keighley & CA	-0.19	3.01	1.14	-2.43	1.50	-3.03	72	St Bedes C	0.16	-6.51	7.37	-0.26	4.40	-5.15
23	Carnethy HR	-0.32	7.42	-3.50	-2.16	-2.17	1.13	73	Holme P'ont	12.27	1.30	-5.01	-2.33	-13.57	7.35
24	Bolton Utd Vet	-2.26	0.00	-4.38	2.08	3.43	1.12	74	Kippax	-2.06	9.14	0.57	2.25	2.08	-12.38
25	Denby Dale Vet	1.02	-0.59	0.17	-1.00	-7.02	7.43	75	B'bank Sch Vet	-0.03	-4.44	0.17	0.13	6.43	-2.26
26	Bowland FR	2.04	3.05	-4.33	0.59	-2.52	1.18	76	Denby Dale A	8.50	0.47	1.40	-13.53	-2.12	4.48
27	Fellandale A	-1.41	2.00	-0.17	2.22	-2.25	0.01	77	Clayton X	-5.27	6.05	2.49	-8.53	8.11	-2.45
28	Pud & Bram B	-4.17	-0.02	-3.41	-2.36	6.00	4.36	78	Clayton Dream	3.19	2.31	-7.38	-3.23	14.47	-2.59
29	Steel City Vet	-2.19	1.18	-2.04	2.01	1.18	-0.14	79	Brighouse HS	1.01	-0.01	-4.38	-4.35	-2.27	10.40
30	Keigh HR Vets	-1.09	0.40	2.13	1.59	1.23	-5.05	80	Rossen Ladies	4.28	8.59	1.37	-11.14	-2.41	-1.09
31	Skyrac AC	4.31	-1.48	-2.02	1.53	-3.50	1.16	81	Todmorden B	-1.16	4.58	1.55	-0.20	6.52	-12.10
32	Halifax A	4.17	1.13	3.17	-3.29	0.23	-1.39	82	Old Rishworth	12.38	-8.56	-8.04	-2.40	6.48	0.13
33	Bingley Vets	4.17	-1.12	-0.31	-6.26	3.35	0.16	83	Bingley Ladies	8.52	6.30	4.32	-9.15	-10.51	0.12
34	Holmfirth Vets	-1.18	1.30	-5.31	0.42	-0.10	4.47	84	Stainland	3.33	4.29	0.26	-1.17	-4.51	-2.21
35	Dark Peak Vets	-0.02	1.32	5.21	-3.14	-6.13	2.36	85	Rochdale Lady	10.08	-7.09	-5.42	-10.35	1.13	12.03
36	Ilkley Harr A	-5.47	-4.11	3.22	7.48	-0.43	-0.29	86	Halifax Ladies	2.45	5.15	6.42	-7.55	-6.57	0.11
37	Rossen Vet B	-7.38	5.37	6.46	-2.01	3.51	-6.35	87	Keighley HR C	-5.06	-9.33	10.06	11.17	-0.50	-5.55
38	Harrogate	-5.28	-2.50	-0.27	-0.43	3.03	6.24	88	Halifax R	8.17	-12.31	-7.17	-9.23	15.46	5.08
39	Baildon A	-1.54	2.50	-2.04	9.59	2.07	-10.59	89	WYLDWA	-52.53	11.07	5.36	21.05	11.21	3.46
40	Settle H	7.22	1.22	-5.45	-3.23	-7.05	7.28	90	Kendal Ladies	4.20	-3.16	2.35	0.26	1.06	-5.11
41	Holme Vall Sq	-5.23	1.00	-1.36	2.24	-0.26	4.01	91	EPOC B	0.34	6.06	6.13	-5.00	1.16	-9.09
42	Horwich Vets	-1.56	6.38	5.28	-2.24	6.07	-13.53	92	Baildon B	1.23	3.02	3.38	0.48	-7.15	-1.36
43	Dark Peak B	4.19	-3.22	-1.40	5.12	-12.49	8.20								
44	Leeds City Mix	18.53	-5.34	-1.08	6.11	-6.17	-12.06								
45	EPOC A	4.29	-7.07	1.51	0.44	-1.16	1.18								
46	Bingley B	-1.04	-4.41	-1.35	7.25	-4.45	4.40								
47	St Bedes B	-0.09	4.21	2.29	-7.33	-2.40	3.31								
48	Rochdale B	-10.27	3.18	-0.51	3.01	4.35	0.23								
49	Clayton Claret	-13.23	-2.48	-1.56	4.37	7.17	6.14								
50	Valley Str	-11.44	2.21	5.13	0.37	-0.49	4.22								

20.38% 16.19% 10.71% 18.81% 15.36% 18.55%

A negative number is the time in minutes and seconds lost for your team. A positive number is the time gained for your team. This is based on an average of the percentage each leg time is of the total time for each team.
Sorry, teams taking more than 9 hours are not calculated.

WADSWORTH TROG RESULTS - 21 FEBRUARY 1998

1	Lee Thompson		Clayton	2.54.52	33
2	Alan Griffiths		Bowland	2.56.38	121
3	Carol Greenwood	F	Bingley	2.58.09	2
4	Ian Hill		Bingley	3.06.50	54
5	Brian Horrocks		Clayton	3.14.06	103
6	David Tait	M50	Dark Peak	3.15.09	60
7	Steve Bottomley		Eccleshill	3.15.51	93
7	Robert Glover		U/A	3.15.51	36
9	Andrew Shaw		Holmfirth	3.16.48	108
10	Peter Booth	M40	Clayton	3.18.38	118
11	Paul Whelan		Bingley	3.19.39	9
12	Will Sullivan		Dark Peak	3.20.07	112
13	Andrew Taylor		Clayton	3.20.49	82
14	Mick Procter		Clayton	3.21.08	18
15	David Horrocks		Clayton	3.21.23	104
16	Leigh Warburton	M40	Bowland	3.22.12	16
17	Mike Egner	M40	Denby Dale	3.22.23	91
18	Julian Rank		Holmfirth	3.22.58	58
19	John Marsh	M50	Tarren Hendre	3.23.08	95
20	Simon Shoesmith		Bfd Airedale	3.23.56	119
21	Steve Whitaker		Clayton	3.24.17	23
22	Gary Taylor		Darwen Dashers	3.25.27	132
23	Peter Browning		Clayton	3.25.47	83
24	Dave Griffin		Penistone	3.26.15	113
25	David Holt		Rossendale	3.26.28	42
26	Ross Jacques	M50	Clayton	3.26.35	70
27	Phil Hodgson	M40	Todmorden	3.27.09	88
28	Anthony Spicer	M40	Rossendale	3.29.27	26
29	Phil Gwilliam		U/A	3.30.53	89
30	Andrew Meskimmon		Holme Valley	3.32.08	29
31	Paul Tilley	M40	U/A	3.32.40	64
32	Richard Calder	M40	Macclesfield	3.32.57	130
33	Chris Rhodes		Macclesfield	3.33.24	1
34	Alan Renfree			3.33.50	35
35	Neil Gilbert		Holmfirth	3.33.59	52
36	Dick Mitchell	M40	Kendal	3.34.27	73
37	Ian Speight		U/A	3.35.25	81
38	Gary Armitage		Cumberland	3.36.29	99
39	Anthony Knowles	M50	K'ly/Craven	3.37.09	32
40	Matthew Hulley		U/A	3.38.16	68
41	Andrew Lee		Rossendale	3.39.51	77
42	Simon Clarke	M40	Clayton	3.41.21	128
43	Mike Moss	M40	St. Bedes	3.41.24	49
44	Peter Isaacs		Wakefield	3.41.38	13
45	JH McGill	M50	St. Bedes	3.41.52	62
46	Richard Bellaries	M40	Clayton	3.42.27	129
47	Rod Futrell	M50	Holmfirth	3.42.29	56
48	Nick Harris	M40	Rossendale	3.42.50	28
49	Dennis Lucas	M50	Rochdale	3.42.52	102
50	Mike Walden		LDWA	3.43.04	107
51	David Leaf	M40	St Therasas	3.43.25	125
52	Simon Colbert		U/A	3.43.48	72
53	Steven Robinson	M40	Denby Dale	3.44.11	40
54	Tony Minikin	M50	K'ly/Craven	3.44.55	15
55	Steve Wathall	M40	Retford AC	3.45.07	59
56	Ian Walker		Wakefield	3.45.11	105
57	Ian Bimrose	M50	U/A	3.45.32	19
58	P Conway	M40	Dewsbury RR	3.45.44	106
59	Stephen Coey	M40	Calder Valley	3.45.55	8
60	Lee McClusky	M40	Todmorden	3.46.39	74

61	Gary Myers		St. Bedes	3.47.03	51
62	Chris Latter	M50	Tatton Hall	3.47.34	67
63	Jonathan Broome		Glossopdale	3.48.55	114
64	Tony Varley	M50		3.50.31	116
65	N Hill		EPOC	3.53.45	133
66	Mark Rogerson	M40	U/A	3.54.37	44
67	David Armstrong	M40	St. Bedes	3.58.23	71
68	Pete Fisher	M50	K'ly/Craven	3.59.11	6
68	Charles Marshall	M40	K'ly?Craven	3.59.11	131
70	Mick Swale	M50	Fellandale	3.59.15	86
71	Richard Chatburn		K'ly/Craven	3.59.18	7
72	Ian Barber	M40	Saddlesworth	3.59.49	115
73	Charlotte Roberts	F40	Calder Valley	4.01.54	122
74	William Mitton	M50	Achille Ratti	4.02.04	11
75	Joe Kyle	M40	Rucksack Club	4.04.56	120
76	Brian Booth	M40	Radcliffe	4.05.30	48
76	Michael Howard		Radcliffe	4.05.30	47
78	Alec Beconsall	M40	Todmorden	4.05.51	24
79	Barry Thackeray	M60	Dark Peak	4.06.18	101
80	Kevin Johns	M40	Holmfirth	4.07.44	117
81	Andrew Ardron			4.08.09	80
82	Ken Richardson	M50	Clayton	4.09.03	30
83	Robert Lee	M40	Clayton	4.09.28	127
84	Wendy Dodds	F40	Clayton	4.09.54	3
85	Peter Steckles	M40	Rochdale	4.10.10	96
86	Ken Hodgson	M40	Holme Valley	4.11.16	63
87	Eddie Lesniak	M40	Yorks MC	4.12.13	85
87	Terry Trueman	M40	Craven FR	4.12.13	100
89	Brian Leathley	M60	Clayton	4.14.09	46
90	Jonathan Shadbolt	M40	Honley	4.16.25	43
91	Doug Munroe	M50	Clayton	4.19.46	12
92	Ian Law	M40	Calder Valley	4.21.58	123
93	Phil Moorhouse	M40	U/A	4.25.36	53
94	Mick Ford	M40	Bingley	4.28.17	61
95	Jane Sullivan	F40	Clayton	4.31.04	4
96	Iain Parsons		Pensby RR	4.33.55	37
97	Philip Batty		Cumberland	4.36.04	124
98	Paul Blagbrough	M50	Saddlesworth	4.37.51	110
99	Chris Gill	M40	Kippax	4.38.37	39
100	Peter Ankers	M50	Todmorden	5.00.34	126
101	Tony Hale	M40	Ashern District	5.04.12	111
102	Alec Ratcliffe	M50		5.04.13	92
103	Tony Lever	M40	U/A	5.05.21	109

Congratulations to all who took part - hope to see you next year!

If anyone has any comments on the race, good or bad, or any other suggestions or criticism we would welcome the feedback. Please feel free to write, phone or speak to us if you see us at another race.


Many thanks for your support.

LOST PROPERTY - 1 SILVA COMPASS 1 THERMAL BALACLAVA S PENNINE MAP

Sue & Jess Palmer

Congratulations

To Graham and Helen Woodward who now have a baby daughter born in January (she'll nearly be running the time it's taken to get this newsletter out)



To Helen and Jez Wilkinson who tie the knot at the end of May. All the best to you for a long and happy future to-gether

To Liz Pyne who has recently got promotion in her job which is taking her back south to live in Bristol. All the best to you for the future.



To Tony Bradley who is now a vet. We had a smashing day at his birthday party but after winning the quiz prize of a bottle of whiskey and Sue and Jess waltzing off with another prize of £110 from a roll over raffle/quiz but we had to exit via the back door of the pub just in case the locals lynched us.

FIRST AID KITS

are now available in the store room. To be used by race organisers or for use after club runs if needed **N.B. KEV Please remember to return them back to the store ASAP.**

FIRST AID COURSE

Now that we have the kits it might be a good idea if we knew how to use them. Brian Horsley will organise a first aid course if enough people are interested. I'll be asking around to find out what interest there might be. Sue Palmer wants to know if we can please do resuscitation.

WHAT A LOAD OF OLD RUBBISH ...

Ever driven miles to a race, ran your bxxxxxs off just scraping into a possible prize winning place. Then gone to the Prize Giving only to see a table full of stuff left over from a car boot sale. O.K. nobody is making a living from organising fell races, but if entry fees add up to around £1000 you would think that a decent prize list wouldn't be a problem.

Wayne

Having recently purchased the current UK best selling book "The Little Book of Calm, I was most delighted to find the following amongst the various ways of ensuring calm and tranquility amongst the hurly burly of our every day lives

Quote: "Run for Your Life" running is one of lifes antidotes to stress. It's simple, requires no special training and it begins to take effect within the first 200 metres

I must warn fellow members that when I fall heavily, get lost at Sedburgh (within site of the finish), or have to walk the last eight miles at Edale (serious bonk), I will take my book of calm and bloody eat it.

P.S. "The Little Book of Calm": price £1.99 at all good book shops.

Wayne

Lakeland TRAILS

88 page Quality Handbook



Mountain Heritage Trail

A tough 25 mile mountain challenge across the roof of the Derwent Fells 25 miles x 8000 feet.

Lakeland Heritage Trail

Enjoy the majesty of the Lakes in 3 easy stages - one for all the family.



TRAIL GUIDE

A comprehensive directory to over 30 published routes including outline maps. Grid reference details to 10 anytime challenges most with badges and certificates. Ideal for training routes!

Anthology

Take an armchair run round a small library of contemporary Lakeland literature - quotes from the popular to the obscure.

Badges and certificates - all proceeds to charity

Peaks Lakes and Rounds

A handy summary of all the Lakeland Classics - The Bob Graham Round, Wainwright Bagging, Joss Naylor's Lakeland Challenge, horseshoes and fell race routes.

plus Information - accommodation - transport etc

JUST PUBLISHED - £5-95

including

£1-50 donation to Manorlands Hospice



Mountain Dawn Publications

See Sue and Jess Palmer to order a copy

FELL RUNNING

Pyne grabs prize

LIZ Pyne held off the challenge from Gary Webb to win the annual Calder Valley Handicap race.

A total of 26 fell runners from the club took part in the six mile challenge which involved climbing to Stoodley Pike and back from Mytholmroyd with Pyne coming in just eight seconds ahead of Webb to provide a nail-biting finish.

Results: Liz Pyne (46mins, 36 secs), Gary Webb (46.44), Simon Towler (47.14), Chris Robinson (47.17), Tim Janaway (47.52), Richard Kellett (47.54), Carl Greenwood (47.55), Graham Woodward (48.13), Jeff Winder (48.42), Ian Laws (49.06), Andy Thompson (49.11), Frank Mallison (49.22), Steve Cravell (49.26), Mike Wardle (49.40), Charlotte Roberts (49.59), Kevin Barker (50.10), Eddie Proctor (50.22), Pete White (50.34), Graham Spencer (50.37), Mick Banks (50.39).

John Riley (51.08), Geoff Bell (52.30), Dave Gilyeat (54.17), Duncan Thompson (56.16), Graham Fry (56.30), Steve Coey (64.13).

● CALDER Valley members turned out in force to support the Boulsworth Fell race.

Best placed was Gary Webb in sixth with a time of 52 minutes, 06 seconds, less than three minutes behind winner Neil Wilkinson of Salford.

Other Calder Valley finishers: 24th. Jeff Winder (56.24), 27th. Wayne Brown (56.41), 46th. Mike Wardle (59.10), 49th. Tim Janaway (60.19), 62nd. Richard Kellett (62.05), 77th. Andy Thompson (62.59), 85th. Graham Woodward (64.43), 89th. John Riley (65.17), 93rd. Eddie Proctor (65.56), 107th. Kevin Barker (67.15), 111th. Mick Banks (67.41), 113th. Frank Mallison (67.51), 115th. Peter White (68.14), 121st. Iain Law (69.18), 147th. Steve Cavell (73.30), 148th. Graham Spencer (73.32), 156th. Helen Taylor (73.45).

HOT TODDY 5.8 Todmorden, West Yorkshire

Men
1 T Rowlands (How) 29:22; 2 R Brewster (Clay, M40) 29:38; 3 M Pearson (Long) 29:38; 4 A Crossland (Long) 30:15; 5 A Parker (Bolt) 30:39; 6 S Moran (Leigh) 30:54; 7 J Cordingley (Tod) 30:59; 8 B Bukunola (Calder V) 31:37; 9 S Hulme (unatt) 31:45; 10 J Clarke (Oxf U) 31:50
TEAM: 1 Longwood 72; 2 Halifax 78

Women
1 C Greenwood (Bing) 34:10; 2 J Turnbull (Bury) 34:49; 3 K Drake (Spen, W35) 35:43; 4 V Battye (Long, M40) 35:52; 5 J Holdsworth (Bail, W35) 36:20
TEAM: Baildon 228

NEW YEARS RESOLUTION RUN Silsden, W Yorks

GARETH HIRD held off team-mate Rob Grillo to win for the first time, Gareth Webb reports.

British Open (BOFRA) silver medallist Jo Prowse continued her fine run of form.

Men (3M, 550ft)
1 G Hird (Keigh HR, U20) 16:54; 2 R Grillo (Keigh HR) 16:57; 3 R Waddington (Keigh HR) 17:55; 4 W Brown (Cald V) 17:59; 5 N Pierce (Ilk) 18:11

M40: P Rogan (Keigh HR) 18:31

Women

1 J Prowse (Keigh HR, W40) 19:41; 2 K Rogan (Keigh HR, U17) 23:03; 3 S Weedon (Keigh HR, W35) 24:41

January 1

CAPTAIN COOKS RACE Great Aylton, N Yorks

PAUL LOWE took time out from mountain bike racing to dominate the race, Gareth Webb reports.

Low, a winner of this event on several occasions, won by seven seconds.

Jeff Coulson produced arguably the run of the day to take the M50 prize in eighth place and decimate the existing M50 record.

Low's girlfriend Claire Garland, a teacher in Ambleside, won the women's race by over a minute from 1987 Welsh champion Alice Bedwell.

Men (5.5M, 750ft)
1 P Lowe (Mand) 32:17; 2 S Gregory (Holme P) 32:24; 3 M Burn (T&S) 32:28; 4 A Normandale (Rown Nestle) 32:52; 5 P Wragg (T&S) 33:02; 6 R Cole (Mand, U20) 33:09; 7 M Brunsell (N Ayc) 33:45; 8 J Coulson (Cald V, M50) 33:49 (rec); 9 D Collett (Whitby) 34:02; 10 M Saunders (MDC) 34:21
M40: 2 P Buckley (New M) 34:24; 3 B Firth (Mand) 34:32
M50: 2 M Hetherington (Rown) 38:39; 2 R Bell (Redcar) 38:59
M60: 1 S Edwards (New M) 43:39; 2 R Bainbridge (Mand) 43:53; 3 M Harper (New M) 44:05

Women

1 C Garland (Mand) 39:23; 2 A Bedwell (MDC) 40:24; 3 B Blakewell (Sun) 41:05; 4 K White (Morp) 41:38; 5 S Jackson (M&C) 42:35
W35: 1 L Brough (Hart) 43:29; 2 G Mears (Darf) 45:24; 3 J Soper (T&S) 45:44

W45: 1 J Young (Elv) 43:36; 2 C Potts (Elv) 44:35; 3 L Green (Elv) 45:21
W55: 1 I Coningham (New M) 53:09; 2 C Seheult (Elv) 61:50
No of finishers: 214 (rec)


Junior races

U16 boys (2.5M)

1 J Rafferty (unatt) 20:50; 2 M Harman (unatt) 20:57; 3 J Franklin (Mand) 22:17; 4 A Rafferty (unatt) 22:21; 5 F Van Loo (unatt) 25:03

U16 girls (2.5M)

1 S Hine (Mand) 23:30; 2 E Pearson (Mand) 25:04; 3 C Pearson (Mand) 25:06; 4 M Van Loo (unatt) 29:20



SOUTH PENNINES FELL RACE SERIES

1998

The South Pennines is a new, year - long series of fell races, of varying lengths and degrees of severity. Why not suggest some or all to your Club secretary or captain as they prepare their 1998 Club championship ?

- Saturday January 3rd, 11.00 am **OVENDEN Fell Race (8 MILES / 1200' CLIMBING)** "Rough Winter bogtrot".
Starting from Ogden reservoir embankment, Causeway Foot, off A 629 (main Halifax - Keighley road) Grid reference 064 306
- Saturday February 7th, 11.00 am **Ogden Moors Fell Race (6 miles / 700')** "Tough, scenic moors & bridleways"
Starting from Ogden reservoir, details as above.
- Saturday March 7th, 11.00 am **White Holme Circular (13.5 miles / 1000')** "Fast running along Pennine Way".
Starting from The Gale Inn, Todmorden Road, Littleborough, GR 94 2 1 7 3
- Tuesday August 4th, 7.00 pm **Crow Hill race (6 miles / 1000')** "Tough, steep out & back course".
Starting from The Dusty Miller Inn, Burnley Road, Mytholmroyd, Grid Ref 011 260
- Saturday October 10th, 11.00 am **High Brown Knoll fell race (6.5 miles / 1050')** " Rough in places / navigation".
Starting from the Dusty Miller Inn, details as above.
- Sunday October 25th, 11.30 am **The 32nd annual Gale Fell Race (4.5 miles / 800')** "Fast running / bridleways"
Starting from The Gale Inn, Todmorden Road, Littleborough, GR 94 2 1 7 3

All Grid References given refer to O/S 1:25 000 sheet 21 "South Pennines"

Further information / maps etc on receipt of a stamped, self addressed envelope to Allan & Carol Greenwood 1, Royd Avenue, Ainley Top, Huddersfield, HD3 3RY.